

2014 CAL WOMEN'S GYMNASTICS SCHEDULE

DATE	OPPONENT (TV)	LOCATION	TIME (PT)
Saturday, Jan. 5	NorCal Meet	Sacramento, Calif.	2 p.m.
Sunday, Jan. 11	Denver	Denver, Colorado	5 p.m.
FRIDAY, JAN. 17	UTAH	BERKELEY, CALIF.	7 P.M.
Friday, Jan. 24	Arizona State	Tempe, Ariz.	4 p.m.
FRIDAY, JAN. 31	UCLA (PAC-12 NETWORKS)	BERKELEY, CALIF.	6 P.M.
Friday, Feb. 7	Oregon State	Corvallis, Ore.	6 p.m.
SATURDAY, FEB. 22	WASHINGTON & SAC STATE	BERKELEY, CALIF.	7 P.M.
Monday, March 3	Stanford (Pac-12 Networks)	Stanford, Calif.	7 p.m.
Friday, March 7	Kentucky	Lexington, Ky.	4 p.m.
FRIDAY, MARCH 14	UC DAVIS	BERKELEY, CALIF.	7 P.M.
SATURDAY, MARCH 22	PAC-12 CHAMPIONSHIPS (PAC-12 NETWORKS)	BERKELEY, CALIF.	ALL DAY
Saturday, April 5	NCAA Regionals	TBD	TBD
Friday, April 18	NCAA Championship Semifinals	Birmingham, Ala.	TBD
Saturday, April 19	NCAA Championship Super Six	Birmingham, Ala.	TBD
Sunday, April 20	NCAA Championship Ind. Finals	Birmingham, Ala.	TBD

All times listed Pacific Time | Home meets listed in **BOLD**

MEDIA INFORMATION

WOMEN'S GYMNASTICS CONTACT

Mara Rudolph
 Office Phone: 510-643-5846
 Cell Phone: 510-384-6574
 Email: marar@berkeley.edu
 Fax: 510-643-7778

INTERVIEWS

Interviews with the student-athletes and coaches will be coordinated by Mara Rudolph and Cal's Athletic Communications office and must be requested at least one day in advance. Phone interviews can also be arranged.

CREDENTIALS

All members of the media wishing to cover a California Women's Gymnastics meet must request appropriate credentials in advance from Mara Rudolph or another member of the Cal Athletic Communications staff. Credential requests should be submitted via email and can be picked up from the Cal Athletic Communications Office on the third floor of Haas Pavilion, or at Will Call of Haas Pavilion an hour before a meet starts.

HAAS PAVILION (MEET VENUE)

All home California gymnastics meets are held at the Walter A. Haas Jr. Pavilion on the University of California campus. The arena is located just north of Bancroft Way between Dana and Ellsworth streets. Press row is located on the east side of the building between sections 14 and 18.

GOLDEN BEAR REC CENTER (PRACTICE VENUE)

The Cal gymnasts hold practice at the Golden Bear Gym in Golden Bear Rec Center. The rec center is located near the easternmost point of Dwight Way, at 25 Sport Lane in Berkeley, Calif. Street parking is available on Dwight Way.

MEET PARKING

Public parking for Cal gym meets is available in the Recreational Sports Facility (RSF) garage for a fee. The garage is located at 2301 Ellsworth Street and can be accessed by both Bancroft Way or Ellsworth Street.

TICKETS

Tickets for California Women's Gymnastics meets are \$10 for adults and \$5 for youth (12th grade and under) and seniors (age 65 and above). Tickets for all regular-season home meets will be available for purchase at the ticket office on Spieker Plaza the day of the meet, beginning approximately one hour before the start of each meet and through the end of the second rotation.

CAL ON THE WEB

Updated statistics, weekly releases, recaps, notes, features and more can be accessed at www.CalBears.com.

CAL IN THE SOCIAL MEDIA REALM

To access the official social media accounts of Cal Women's Gymnastics, visit:

Facebook: www.Facebook.com/CalWomensGymnastics

Twitter: @CalWGYM

Instagram: @CalWGYM

TABLE OF CONTENTS

SEASON INFORMATION	1-3
Schedule	1
Quick Facts	2
Roster	3
Routine Rundown	3
MEDIA INFORMATION	1, 45
Media Information	1
Broadcast Roster	45
COACH INFORMATION	4-5
Head Coach Justin Howell.....	4
Assistant Coach Elisabeth Crandall-Howell	5
Volunteer Assistant Coach Jessa Hansen.....	5
GYMNAST BIOS.....	6-21
Leilani Alferos	6
Alicia Asturias	7
Isabelle Castillo	8
Dallas Crawford.....	9
Zoe Draghi.....	10
Kristi Heymann	11
Dana Ho	12
Jessica Howe	13
Maddie Kratzke	14
Serena Leong.....	15
Charlie Owens.....	16
Desiree Palomares	17
Crystal Paz	18
Emily Richardson	19
Amber Takara.....	20
Jordan Widener.....	21
2013 SCORES & STATISTICS.....	22-24
2013 Results	22
2013 Top Scores	22
2013 Individual Scores.....	23-24
2013 Top 3 Finishes.....	24
HISTORY & RECORDS.....	25-44
All-Time Top Individual Scores	25
All-Time Top Team Scores	26
Honors and Awards	27-28
Year-by-Year Results	29
All-Time Coaching Records.....	29
Year-by-Year Schedule & Results.....	30-36
Series Records.....	37
Conference Championships Results	38-40
NCAA Regionals Results.....	41-42
NCAA Regionals Series Records	42
NCAA Championships Series Records	42
All-Time Roster	43-44

QUICK FACTS

UNIVERSITY OF CALIFORNIA

Location: Berkeley, Calif.
Founded: 1868
Enrollment: 36,142
Nickname: Golden Bears
Colors: Blue (282) and Gold (116)
Conference: Pac-12
Chancellor: Nicholas Dirks
Athletic Director: Sandy Barbour
Deputy Director of Athletics: Teresa Kuehn-Gould

COACHING STAFF

Head Coach: Justin Howell (San Jose State, '99)
Record at Cal: 10-19, Second Season
Assistant Coach: Elisabeth Crandall (BYU '97)
Volunteer Assistant Coach: Jessa Hansen (Iowa '12)
Office Phone: 510-643-0282
Office Fax: 510-643-5568

2014 TEAM INFORMATION

Arena: Haas Pavilion (11,877)
2013 Overall Record: 10-19
2013 Conference Record: 1-7
2013 Pac-12 Championship Finish: 7th
2013 National Ranking: 28
Letterwinners Returning: 8
Newcomers: 8

CAL WOMEN'S GYMNASTICS SOCIAL MEDIA

Facebook: www.Facebook.com/CalWomensGymnastics
Twitter: @CalWGYM
Instagram: @CalWGYM

ATHLETIC COMMUNICATIONS

Women's Gymnastics Contact: Mara Rudolph
E-mail: marar@berkeley.edu
Office Phone: 510-642-5363
Cell Phone: 510-384-6574
Mailing Address: 349 Haas Pavilion, Berkeley, CA 94720
Website: www.CalBears.com

CALIFORNIA GOLDEN BEARS USAGE GUIDELINES

When referring to the University of California's athletic teams, please use California or Golden Bears on first reference. Cal or Bears may be used in following references. Terms such as UC Berkeley, Cal Berkeley, Berkeley and California-Berkeley (or similar variations) are incorrect and should not be used in connection with Cal Athletics.

2014 CAL WOMEN'S GYMNASTICS ROSTER

NAME	EVENTS	YEAR	HT.	HOMETOWN (LAST SCHOOL/CLUB)
Leilani Alferos	AA	RS SR	5-0	Rancho Santa Margarita, Calif. (Oregon State/Olympica)
Alicia Asturias	AA	SR	5-7	Granite Bay, Calif. (Granite Bay/Technique)
Isabelle Castillo	AA	FR	5-1	Newark, Calif. (Neward Memorial/California)
Dallas Crawford	AA	SR	5-3	San Jose, Calif. (Silver Creek/Airborne)
Zoe Draghi	AA	FR	5-1	Long Beach, Calif. (Wilson/Wildfire)
Kristi Heymann	AA	SO	5-3	Los Gatos, Calif. (Los Gatos/Airborne)
Dana Ho	AA	FR	5-3	Plano, Texas (Plano East/WOGA)
Jessica Howe	AA	FR	5-3	Plano, Texas (Spring Creek Academy/WOGA)
Maddie Kratzke	AA	JR	5-4	Seattle, Wash. (Edmonds Woodway/Seattle)
Serena Leong	V/BB/FX	SO	5-0	San Ramon, Calif. (Chinese Christian/Edge)
Charlie Owens	AA	FR	5-4	Alta Loma, Calif. (Los Osos/Charter Oak)
Desiree Palomares	AA	FR	4-11	San Dimas, Calif. (San Dimas/Charter Oak)
Crystal Paz	V/BB/FX	JR	5-1	Fremont, Calif. (Moreau Catholic/California)
Emily Richardson	AA	FR	5-1	Fort Smith, Ark. (Liberty/WOGA)
Amber Takara	AA	FR	5-1	Tacoma, Wash. (Stadium/Auburn)
Jordan Widener	AA	SO	5-6	Snohomish, Wash. (Glacier Peak/Leading Edge)

SUPPORT STAFF

Head Coach: Justin Howell (San Jose State '99)

Assistant Coach: Elisabeth Crandall-Howell (BYU '97)

Volunteer Assistant Coach: Jessa Hansen (Iowa '12)

Athletic Trainer: Tracy Eisen

Academic Advisor: Ahmad Wright

PRONUNCIATION GUIDE

Leilani Alferos	Lay-LA-knee AL-fair-ohs
Alicia Asturias	Uh-lee-sha As-tour-e-as
Isabelle Castillo	Cass-T-yo
Zoe Draghi	Drahg-E
Maddie Kratzke	Krat-ski
Serena Leong	LEE-ong
Desiree Palomares	Pal-o-mar-s
Crystal Paz	Pahz

CALIFORNIA HEAD COACH JUSTIN HOWELL



Justin Howell, a well-respected Bay Area club coach, took the helm of the Cal Women's Gymnastics program in June of 2012 and made an immediate impact, leading the Golden Bears to one of their best seasons in recent history.

Howell guided the 2013 squad to its first NCAA Regional berth since 2007 and a season-high team score of 196.525, the second-highest score in program history and highest score since March 2007. For his tremendous accomplishments in his debut season as head coach, Howell was recognized as the 2013 Pac-12 Coach of the Year and 2013 NACGC West Region Coach of the Year.

Prior to becoming head coach, Howell was assistant coach with the Golden Bears for the 2012 season. Howell was elevated to the top post following a national search for the position following Danna Durante's resignation to become the head women's gymnastics coach at the University of Georgia.

In his first season on the Cal staff, Howell played a major role in guiding the squad to an average score nearly a full point higher than the year prior to his arrival. The Golden Bears saw measureable improvement across the board with 23 gymnasts recording personal high scores and eight student-athletes earning Pac-12 All-Academic honors.

Howell brings more than 15 years of experience as a head coach in the area, having served as the head coach and team director at Airborne Gymnastics in Santa Clara since 1997. In his club coaching career, Howell coached more than 40 gymnasts to NCAA scholarships at 19 different universities, while leading Airborne gymnasts to 30 state championships. He coached two Junior Olympics national AA champions, four JO National Team members and two U.S. National Team members. Howell was named the 2004 Northern California Coach of the Year, the 2008 Region I Coach of the Year, and was appointed a Visa Championships coach in both 2008 and 2010. He is the founder of the Rhythm Attic Dance Studio, a Zumba fitness studio in Santa Clara.

Howell and wife Elisabeth Crandall-Howell have three children – Jacob, Noah and Greyson. He received an athletic scholarship at San Jose State University, graduating in 1999 with a B.S. in kinesiology.

HOWELL FAST FACTS

COACHING HONORS

- 2013 NACGC West Region Coach of the Year
- 2013 Pac-12 Coach of the Year
- 2010 VISA Championships Coach
- 2008 VISA Championships Coach
- 2008 Region I Coach of the Year
- 2004 Northern California Coach of the Year

COACHING HISTORY

- Head Coach, Cal
June 2012-present
- Assistant Coach, Cal
June 2011-June 2012
- Head Coach, Airborne Gymnastics
1997-2012

EDUCATION

Graduated in 1999 with a bachelor's degree in kinesiology from San Jose State

ATHLETIC BACKGROUND

Attended San Jose State on an athletic scholarship for men's gymnastics

PERSONAL

Married to Elisabeth Crandall-Howell with three sons – Jacob, Noah and Greyson

CALIFORNIA FINISHES UNDER HOWELL

YEAR	PAC-12	REGION	NCAA	RANKING
2013	6th	6th	--	28

HOWELL'S COACHING RECORDS

Through Pac-12 Championships

YEAR	W	L	T	PCT.
2013	10	14	0	.417

All Meetings

YEAR	W	L	T	PCT.
2013	10	19	0	.345

ASSISTANT COACH ELISABETH CRANDALL-HOWELL



Elisabeth Crandall-Howell - a distinguished international brevet-level judge, an internationally experienced gymnast, and a collegiate All-American - joined the Cal family as an assistant coach in September 2012.

In addition to judging the past three Olympic trials, Crandall has coached at the collegiate and club levels and spent six years as a member of the U.S. national team after which she was a student-athlete at BYU.

Just one of 16 active international brevet judging officials in the U.S., Crandall has judged each of the last three Olympic trials - including the 2012 trials in San Jose. From 2001-09, she was an official for U.S. Championships, and from 2006-07, she was the U.S. Apparatus Chairperson for uneven bars.

A seven-time U.S. National Team member from 1987-92, Crandall boasts a multitude of domestic and international accolades, travelling to Japan, Russia, Belgium, and Germany to represent the US. Most notably in 1991, she took home a gold medal at the USA Championships on uneven bars. Further, she also finished fourth on vault and eighth in the all-around. She was also a member of the silver medal winning team at the 1991 World Championships. Additionally, she finished 11th in the all-around at the 1992 Olympic trials. She medaled at the

1988 U.S. Championships on uneven bars and floor exercise, taking second in the all-around.

A full athletic scholarship student-athlete at Brigham Young University, Crandall was a two-time first-team All-American on the uneven bars. She helped the Cougars qualify to three NCAA Championships from 1994-96 and qualified on the individual level in 1993. In three of her four years in Provo, Utah, Crandall was the NCAA Regional uneven bars champion. She graduated in 1997 with a degree in physical education and health promotion.

Since 2007, Crandall has been the Talent Opportunity Program (TOPs) director and team coach at Airborne Gymnastics. With Airborne, she directed and developed the USA TOPs program for the 6-11-year-olds, coached four national TOPS team members and four Diamond National Team members. In her time with Airborne, she has had 13 Junior Olympic national qualifiers, 12 Western national qualifiers and coached over 20 athletes that went onto NCAA scholarships.

Crandall was also the lead Zumba instructor at the Rhythm Attic Dance Studio. She has also served as a choreographer for almost two decades. Crandall served as the head coach and team director of the International Gymnastics Centre from 2004-06, in which time it produced two Junior Olympic national qualifiers, three Western national qualifiers and two state level 10 all-around champions.

Crandall was the head coach and team director of Woodland Gymnastics from 1998-2003. During that time (2001-03), she also served as an assistant coach for the Sacramento State collegiate women's gymnastics team. She also served as a U.S. National Team mentor, guiding 2000 Olympic team member and UCLA All-American Kristen Maloney.

Crandall is married to Justin Howell, and they have three children - Jacob, Noah and Greyson.

VOLUNTEER COACH JESSA HANSEN



Jessa Hansen is in her first year with the Cal women's gymnastics program as a volunteer assistant coach following four years as a highly decorated gymnast at the University of Iowa.

A four-year letterwinner at Iowa, Hansen was a two-time All-Big Ten honoree, plus an Academic All-Big Ten selection and NACGC Scholastic All-American in 2010, 2011 and 2012. Along with her gymnastics, Hansen was a representative on the Iowa Student-Athlete Advisory Committee from 2009-12 and Dean's List member for each spring and fall semester from 2009-11. She received the Big Ten Sportsmanship Award in 2010 and 2011, and the Big Ten Distinguished Scholar Award in 2011.

Prior to her time at Iowa, Hansen trained at Chow's Gymnastics and Dance Institute from 1998-2008, where she was coached by 2008 Olympic head coach Liang Chow and his wife Liwen Zhuang, and trained with Beijing Olympics balance beam champion Shawn Johnson. Hansen was a three-time Junior Olympic National Qualifier, the Level 10 Regional Floor Champion in 2008 and 2008 and the 2006 Level 10 State All-Around Champion.

Hansen graduated from Iowa in 2012 with a bachelor's degree in journalism/mass communication and minors in studio art and sport studies.

GOLDEN BEAR GYMNAST BIO: LEILANI ALFEROS



5-0 • Redshirt Senior • AA

Rancho Santa Margarita, Calif. (Trabuco Hills/Oregon State)

Olympica Gymnastics Academy

COLLEGIATE BESTS

EVENT	SCORE	DATE
Vault	9.80*	2-21-10 vs. UCLA
Uneven Bars	9.575*	2-7-10 vs. Cal
Balance Beam	--	--
Floor Exercise	8.950*	1-8-10 at Salbasgeon Suites Invitational
All-Around	--	--

****Competing for Oregon State. Transferred to Cal following 2011 season.***

AS A REDSHIRT JUNIOR (2013):

Did not compete...Pac-12 All-Academic Honorable Mention... Received the Walter A. Haas Jr. Community Service Award at the annual Student-Athlete Awards Luncheon for her exemplary time and efforts in community service

AS A JUNIOR (2012):

Transferred to Cal after two seasons at Oregon State and will not compete during the 2012 season due to NCAA transfer regulations.

PRIOR TO CAL:

Competed freshman and sophomore seasons at Oregon State ... earned NACGC Scholastic All-American honors each of her first two seasons of competition ... vault and bars specialist, who competed in the Oregon State lineup as a freshman in 2010 ... posted a season-high score of 9.700 in the vault while missing most of her freshman season due to injury ... scored a career-best 9.725 in the vault during an exhibition in 2011.

HIGH SCHOOL/CLUB:

Two-time Junior Olympic qualifier in 2006 and 2008 (did not compete in 2007 due to injury) ... captured first place on the bars and second in the all-around at the National Judges Cup ... took the bars, floor exercise and all-around titles at the Metroplex Challenge ... placed ninth in the all-around at the Regional Championships ... was a member of Olympica Gymnastics Academy.

PERSONAL:

Daughter of Neil and Manuelita Alferos ... has one brother, Jordan

MAJOR:

Business Administration – has secured a job working in auditing for Deloitte after graduation

GOLDEN BEAR GYMNAST BIO: ALICIA ASTURIAS



5-7 • Senior • AA
Granite Bay, Calif. (Granite Bay)
Technique Gymnastics

COLLEGIATE BESTS

EVENT	SCORE	DATE
Vault	9.95	2-18-13 vs. San Jose State, Brown
Uneven Bars	9.85	5x, last 4-6-13 at NCAA Corvallis Regional
Balance Beam	9.8	3-16-13 vs. Nebraska
Floor Exercise	9.9	1-11-13 vs. UC Davis
All-Around	39.385	2x, last 3-16-13 vs. Nebraska

AS A JUNIOR (2013):

Set new career-high marks in all four events and the all-around in 2013...Pac-12 All-Academic First Team member...NACGC Scholastic All-America selection...Named to the All- Pac-12 Second Team...Received the Golden Bear Award at the annual Student-Athlete Academic Honors Luncheon for having the highest GPA on the team...Claimed six individual event titles with 18 overall Top 3 finishes...Owns two personal-best 39.375 all-around marks, both set in 2013...Set new career-high with a 9.95 routine vs. San Jose State and Brown (2/18); 9.95 matches the highest vault score in program history, which is shared by only five other Cal gymnasts...Earned a 9.80 for her beam performance, a new career-high total, vs. Nebraska (3/16)...set personal-best 9.85 on uneven bars vs. Utah (2/9) before matching the score four times, including at the Pac-12 Championships and Regionals...9.9 on floor vs. UC Davis (1/11) marks the third-highest floor score in program history...MVP at the team's annual awards banquet...Competed in all five events every meet of the season

AS A SOPHOMORE (2012):

Was limited by injury for most of the season... Competed on bars and floor in every meet... earned a 9.825 on bars and 9.750 on beam in meet against Washington (3/18) to set new career bests in both events... had a season best of 9.775 on floor against Stanford (2/12).

AS A FRESHMAN (2011):

Earned a trip to the NCAA West Regional, competing as an at-large individual in the All-Around... at Regionals, she earned a 9.800 on her vault, tying for seventh in the event (out of 41 competitors) - the mark was the top score by a Bear this season on the vault...earned a 9.625 on the bars, 9.125 on the beam, and a career-best 9.850 on the floor (11th place, third-highest floor score of the season for the Bears), totaling 38.400 points in the all-around, finishing 12th at Regionals...won her first collegiate all-around in the Sacramento State meet (2/6), earning a score of 38.800...also tied for first in the vault against Sac State with a 9.700...posted her season-best score of 9.700

on the bars at the Sac State meet...scored 9.500 or higher on every vault this season.

HIGH SCHOOL/CLUB:

Was named the Technique Gymnast of the Year and 2009 MVP... National Qualifier in 2007, 2008, and 2009... was the 2008 State Champion in vault... in 2009, was second on beam, third in vault and floor and second in the all-around at Regionals... was fifth on the vault at Nationals in 2009.

PERSONAL:

Parents are Rick and Johanna

MAJOR:

Psychology

GOLDEN BEAR GYMNAST BIO: ISABELLE CASTILLO



5-1 • Freshman • AA

Newark, Calif. (Newark Memorial)

California Gymnastics Academy

COLLEGIATE BESTS

EVENT	SCORE	DATE
Vault	--	--
Uneven Bars	--	--
Balance Beam	--	--
Floor Exercise	--	--
All-Around	--	--

HIGH SCHOOL/CLUB:

2011 Junior Olympic National Team Members..Place second all-around at the 2011 JO Nationals, including a third-place finish on beam plus seventh on bars and ninth on vault...Regional all-around, beam and floor champion in 2011 and third on vault...Was the Level 10 NorCal State vault, bars and all-around champion along with second place on floor...Fourth on beam and 10th all-around at 2010 JO Nationals...the 2010 regional all-around and floor champion and second on uneven bars... Level 10 NorCal State 2nd place finisher on floor and all-around, third on the beam...Competed at the Western Nationals in 2009, finish second on bars, beam and floor and claiming the all-around title...the 2009 regional beam champion and second on bars and all around...Level 9 NorCal State beam and all-around champion (2009) and second on vault, bars and floor...Trained with California Gymnastics Academy under Neal Gallant and Rod Radunzel...Team state champion with the 2012 and 2010 NorCal Level 10 club team...2011 Region 1 Super Team was the JO National team champion...Finished second in the state with the NorCal Level 10 club team in 2011, and second in the state with the NorCal Level 9 club team in 2009...Finished in the Top 10 of Newark Memorial High School's graduating class...a California Scholastic Federation (CSF) lifetime member...Was on the Principal's Honor Roll from 2009-13 and an AP Scholar... Received Outstanding Student Awards in Modern Languages, Science and Math...2012 finalist for Deloitte Positive Coaching Alliance's Triple-Impact Competitor scholarship

PERSONAL:

Lists her best sports moment as becoming a 2011 JO National Team member and overcoming injuries in 2011 and 2013... Enjoys running, shopping, reading, watching movies and spending time with friends and family...Parents are Bernie and Cindy - both are Cal graduates ('87)...Has one sister - Amanda

MAJOR:

Undeclared but considering biology, public health or cognitive science - would eventually like to practice sports medicine as a doctor or physical therapist

GOLDEN BEAR GYMNAST BIO: DALLAS CRAWFORD



5-3 • Senior • V, UB
San Jose, Calif. (Silver Creek)
Airborne Gymnastics

COLLEGIATE BESTS

EVENT	SCORE	DATE
Vault	9.875	3-9-12 vs. Boise State
Uneven Bars	9.925	3-13-11 vs. Penn, Temple and Southern Conn.
Balance Beam	--	--
Floor Exercise	9.750	3-13-11 vs. Penn, Temple and Southern Conn.
All-Around	--	--

AS A JUNIOR (2013):

NACGC Scholastic All-American & Pac-12 All-Academic Honorable Mention recipient...Posted three Top 3 finishes in 2013...Registered a 9.85 on vault vs. Washington, UIC & UC Davis (1/18) to claim the event crown...Matched her season-high 9.85 on vault three times (1/18, 3/23 & 4/6)...Scored season-high 9.85 on the uneven bars twice (2/18 & 3/16)...Competed in every bar lineup of the season and all but one vault lineup

AS A SOPHOMORE (2012):

Competed on bars and vault in every meet... Earned a season and tied for team best score on bars with a 9.875 twice last season, once against UC Davis (2/5) and again at the Pac-12 Championships (3/24)... scored a new career best and a team season high of 9.875 on vault at Boise State (3/9)... the score on vault tied her for fourth in the Cal record books and was the highest Golden Bear vault score since 2009.

AS A FRESHMAN (2011):

Earned a trip to the NCAA West Regional, competing as an at-large individual on the bars... at Regionals, she scored a 9.725 on her bar routine... had the highest score of the season of any Bear in any event when she earned a 9.925 on her bar routine at the quad meet at Pennsylvania...the 9.925 score tied for third in the Cal record book for scores earned on bars in the history of the program... 9.925 was the highest score earned by a Cal gymnast on the bars since 2004 and the highest score earned on any event by a Cal gymnast since 2007...had three event victories on bars during the season including at Penn, and at home against Sacramento State (9.875) and Alaska Anchorage (9.775)...also competed on vault in eight meets, earning a season-best 9.575 at Penn.

HIGH SCHOOL/CLUB:

Finished second on bars at 2010 Nationals...was the regional bar champion as well as state bar and floor champion in 2010...2008 state bar and vault champion... 2008 regional vault champion...was a member of the 2010 and 2008 Junior

Olympic National Team and finished 22nd in the all-around in 2008 and second on bars in 2010.

PERSONAL:

Parents are Mike and Cory

MAJOR:

American Studies

GOLDEN BEAR GYMNAST BIO: ZOE DRAGHI



5-1 • Freshman • AA
Long Beach, Calif. (Wilson)
Wildfire Gymnastics

COLLEGIATE BESTS

EVENT	SCORE	DATE
Vault	--	--
Uneven Bars	--	--
Balance Beam	--	--
Floor Exercise	--	--
All-Around	--	--

HIGH SCHOOL/CLUB:

2013 Level 10 State and Region 1 Qualifier...2012 Junior Olympic National and Regional qualifier...Second place on floor in 2012 Level 10 state competition...Claimed first on beam and floor at the 2011 Cancun Classic...2010 Level 10 floor champion and second on beam and a Level 10 Regional qualifier...2009 Level 9 state beam champion, second place all-around...second place on floor at Level 9 Region 1 competition in 2009...second on beam and third all-around at 2009 Level 9 Western Nationals...Coached by Rick Watson at Wildfire Gymnastics...Graduated as a distinguished scholar and in the top 15 percent of her graduating class

PERSONAL:

Enjoys traveling and surfing...Parents are Ric and Naomi...Has two siblings – Riley and Samntha

MAJOR:

Psychology – would like to be a behavioral analyst

GOLDEN BEAR GYMNAST BIO: KRISTI HEYMANN



5-3 • Sophomore • AA
Los Gatos, Calif. (Los Gatos)
Airborne Gymnastics

COLLEGIATE BESTS

EVENT	SCORE	DATE
Vault	9.875	3-16-13 vs. Nebraska
Uneven Bars	--	--
Balance Beam	9.725	3-1-13 at Stanford, Oregon State
Floor Exercise	9.825	4x, last 3-1-13 at Stanford, Oregon State
All-Around	--	--

AS A FRESHMAN (2013):

Finished in the Top 3 on an event twice in 2013, tying for 2nd with a 9.825 on vault vs. UC Davis (1/11) and tying for third on vault with the same score vs. San Jose State & Brown (2/18)... Set a career-high 9.875 on vault vs. Nebraska (3/16), which also ties for the fourth-highest total in program history...Tallied a career-high 9.725 on beam vs. Stanford & Oregon State (3/1)... Set her career-high 9.825 floor exercise score vs. UC Davis (1/11) and matched it 3 times (1/26, 2/18 & 3/1)...Appeared in every vault lineup of 2013 and all but one floor event

HIGH SCHOOL/CLUB:

Earned 2nd place in the state on vault, bars, and all around in 2009 for level 9, also was second place all around in the western regionals ... in 2010, was level 9 state champion on vault, beam, floor, and all around, while earning second place on bars ... was a member of the Most Valuable Bay Aerials team in 2008 and 2009 ... in 2012, was the champion at the National Invitational Tournament on floor, while placing third on vault and fourth and all around.

PERSONAL:

Parents are Steve and Nancy

MAJOR:

Undeclared

GOLDEN BEAR GYMNAST BIO: DANA HO



5-3 • Freshman • AA
Plano, Texas (Plano East)
World Olympic Gymnastics Academy

COLLEGIATE BESTS

EVENT	SCORE	DATE
Vault	--	--
Uneven Bars	--	--
Balance Beam	--	--
Floor Exercise	--	--
All-Around	--	--

HIGH SCHOOL/CLUB:

Five-time qualifier of Junior Olympic National Championship (2008, 2010-2013) and two-time trifecta champion...2013 Region 3 beam champion...In 2012, placed 10th All-Around at JO National...all-around, bars and beam champion at 2012 Region 3 Championship...Beam champion, second all-around, bars and floor at the Texas State Championship...Was second all-around and on floor and third on beam at 2011 Regionals...2011 all-around, vault and bars champion at state... In 2010, placed seventh All-Around and third on beam at JO National...2009 Regional floor champion and second all-around at state...Claimed 11th on bars at 2008 J.O. National...2008 Regional beam champion...Helped Region 3 team place first at JO Nationals in 2010 and 2012, and third in 2013....Trained at World Olympic Gymnastics Academy under Laurent Landi and Cecile Canqueteau-Landi...Helped WOGA win team first at Houston National Invitational in 2012...Graduated with honors from Plano East Senior High School in Texas.

PERSONAL:

Parents are Daniel Ho and Hanna Tong...Has one sister - Jessie, who started college at the Texas Math and Science Academy (TAMS) of the University of North Texas at 15

MAJOR:

Business

GOLDEN BEAR GYMNAST BIO: JESSICA HOWE



5-3 • Freshman • AA

Plano, Texas (Spring Creek Academy)

World Olympic Gymnastics Academy

COLLEGIATE BESTS

EVENT	SCORE	DATE
Vault	--	--
Uneven Bars	--	--
Balance Beam	--	--
Floor Exercise	--	--
All-Around	--	--

HIGH SCHOOL/CLUB:

Three-time Level 10 Junior Olympic qualifier (2009, 2010, 2013)... Qualified for Senior Elite level in 2011 at the Disney Elite Qualifier Optionals with a 53.00...Seventh all-around with a 54.05 at 2011 US Covergirl Classic...Competed at the 2011 US Nationals (VISA Championships) with a prelim score of 50.60 and final score of 52.60 for 12th all-around with a combined score of 103.20...Claimed fourth all-around at the 2013 Level 10 Regionals... Broke her wrist in 2012 and was unable to compete for seven months...Second all-around at the 2011 American Classic...Helped her Region 3 team to a first-place finish at 2010 JO Nationals...The floor and all-around champion at the 2010 Level 10 JO Nationals, and second on vault and beam...First on beam and floor and second in all-around at the 2010 Level 10 Regionals...Claimed the vault title and third place in all-around at the 2010 Level 10 Texas State meet...Third all-around with a 37.7 at the 2009 Level 10 Texas State Meet...Balance beam and uneven bars champion at 2009 Level 10 Regionals, and second all-around...rained at the World Olympic Gymnastics Academy and coached by Valeri Liukin (father and coach of Olympic champion Nastia Liukin) and Natalya Marakova

PERSONAL:

Hobbies are shopping, swimming and reading...Parents are Mark and Jenny...Has one sister, Emily, also a gymnast...Her grandfather, Dick Casper, ran on the Cal track team.

MAJOR:

Undeclared

GOLDEN BEAR GYMNAST BIO: MADDIE KRATZKE



5-4 • Junior • AA
Seattle, Wash.(Edmonds Woodway)
Seattle Gymnastics Academy

COLLEGIATE BESTS

EVENT	SCORE	DATE
Vault	9.75	4-6-13 at NCAA Corvallis Regional
Uneven Bars	9.725	2x, last 3-16-13 vs. Nebraska
Balance Beam	8.875	1-27-11 vs. UC Davis, Seattle Pacific
Floor Exercise	--	--
All-Around	--	--

AS A SOPHOMORE (2013):

Set a career-high 9.75 on the vault apparatus at the NCAA Regional competition in Corvallis, Ore. (4/6)...Also set a new career-high on the uneven bars vs. UCLA, Michigan & Iowa State with a 9.725 (3/10) and matched that vs. Nebraska (3/16)... Competed in two vault lineups and eight bars lineups

AS A FRESHMAN (2012):

Competed in two meets for the Golden Bears on three different events... Earned season bests of 9.725 on vault and 8.875 on beam at UC Davis (Jan. 27)... Earned season best of 9.000 against UCLA (Jan. 15).

HIGH SCHOOL/CLUB:

Junior Olympic National Qualifier in 2009 and 2011 (didn't compete in 2010 due to knee injury) ... placed seventh on the beam and 16th in the all-around at the 2008 Western National Championships ... three-year captain of her club team at Seattle Gymnastics Academy ... attended Edmonds Woodway High School in Edmonds, Wash.

PERSONAL:

Parents are Steve and Myla ... brother, Nick, plays soccer at Northwest Christian University

MAJOR:

Undeclared

GOLDEN BEAR GYMNAST BIO: SERENA LEONG



5-0 • Sophomore • V, BB, FX
San Ramon, Calif. (Chinese Christian)
Edge Gymnastics

COLLEGIATE BESTS

EVENT	SCORE	DATE
Vault	9.90	2x, last 4-6-13 at NCAA Corvallis Regional
Uneven Bars	--	--
Balance Beam	9.775	3x, last 3-16-13 vs. Nebraska
Floor Exercise	9.90	2x, last 1-16-13 vs. Stanford
All-Around	--	--

AS A FRESHMAN (2013):

Cal's first-ever Pac-12 Freshman/Newcomer of the Year recipient...NACGC Scholastic All-America member...Claimed eight Top 3 finishes, including six 2nd place and two 3rd place... Scored a 9.9 on vault twice in 2013, vs. Stanford & Oregon State (3/1) and at the NCAA Corvallis Regional (4/6), which matches the third-highest score on vault in program history...Registered a career-high 9.775 on balance beam three times (1/26, 2/3 & 3/16)...Performed two career-high 9.90 floor exercises vs. UC Davis (1/11) and Stanford (1/26), which ties for the third-highest score in program history...Competed in every vault and floor lineup and all but one beam lineup

HIGH SCHOOL/CLUB: Was the 2012 California Level 10 Champion on the balance beam ... In 2011, was the California Level 10 Champion on floor, placed 5th AA at regionals, was a Region 1 team member, and a qualifier for Nationals ... Her 2011 Region 1 Super Team was Champions, and placed 5th at the state championships ... In 2010, was a Region 1nd Alternate, a JO-NIT qualifier, and placed 2nd on both vault and floor at NIT ... In 2009, was a member of the regional team and a nationals qualifier ... attended Chinese Christian Schools in Alameda, Calif where she was a four year earner of the Scholastic Achievement Award (2009-2012), an AP Scholar, earned the National Merit Commendation, and won the Science Bowl school championship in 2010.

PERSONAL:

Parents are Stan and Sandra ... cousin, Alex Cushing, was on Cal's swim team

MAJOR:

Bioengineering

GOLDEN BEAR GYMNAST BIO: CHARLIE OWENS



5-4 • Freshman • AA
Alta Loma, Calif. (Los Osos)
Charter Oak Gymnastics

COLLEGIATE BESTS

EVENT	SCORE	DATE
Vault	--	--
Uneven Bars	--	--
Balance Beam	--	--
Floor Exercise	--	--
All-Around	--	--

HIGH SCHOOL/CLUB:

Four-time Junior Olympic Qualifier...Competed at the 2013 Women's JO Level 10 National Championships in Minneapolis, Minn., finishing third on the uneven bars and eighth on floor..2013 state vault champion and regional beam, floor and all-around champion...Qualified for the 2012 Nastia Liukin Cup and was the 2012 state vault, bars, floor and all-around champion, as well as regional vault and floor champion...First on all-around, vault, uneven bars and floor and second on the beam at the 2012 Gliders Invitational in Ontario, Calif...Sixth in the all-around at JO Nationals in 2011...Claimed the title in all four events and the all-around at the 2011 Malibu Challenge... Trained with Charter Oak Gymnastics club and coached by Stephen and Beth Rybacki

PERSONAL:

Enjoys cooking, baking and shopping...Parents are Buzz and Tammy

MAJOR:

Cell and Developmental Biology – would like to be an anesthesiologist

GOLDEN BEAR GYMNAST BIO: DESIREE PALOMARES



4-11 • Freshman • AA
San Dimas, Calif. (San Dimas)
Gliders Gymnastics

COLLEGIATE BESTS

EVENT	SCORE	DATE
Vault	--	--
Uneven Bars	--	--
Balance Beam	--	--
Floor Exercise	--	--
All-Around	--	--

HIGH SCHOOL/CLUB:

2013 Region I all-around and balance beam champion...Also a 2011 regional all-around champion...2011 national beam champion and the 2010, 2011 and 2013 state all-around champion...Trained with Gliders Gymnastics and coached by Stephen and Beth Rybacki...Graduated from San Dimas High with the Gold Star Award, given to students with a grade point average of 3.5 or higher and at least two extracurricular activities

PERSONAL:

Enjoys snowboarding...Parents are Rene and Angela...Has three siblings – Jeanine (serves in the U.S. Navy), Anthony and Aliyah.

MAJOR:

Psychology – would like to become a clinical psychologist

GOLDEN BEAR GYMNAST BIO: CRYSTAL PAZ



5-1 • Junior • V, BB, FX
Fremont, Calif. (Moreau Catholic)
California Gymnastics Academy

COLLEGIATE BESTS

EVENT	SCORE	DATE
Vault	9.825	3-9-12 vs. Boise State
Uneven Bars	--	--
Balance Beam	9.875	3-16-13 vs. Nebraska
Floor Exercise	9.85	3-1-13 at Stanford, Oregon State
All-Around	--	--

AS A SOPHOMORE (2013):

Had two Top 3 finishes in 2013..Tied for 2nd on balance beam vs. Washington, UC Davis & UIC with 9.75 (1/18) and tied for third on balance beam vs. Nebraska (3/16) with a 9.875... Set a season-high on vault with 9.775 vs. UC Davis (1/11)... Set new career-high totals on beam with a 9.875 vs. Nebraska (3/16) and floor with a 9.850 vs. Stanford & Oregon State (3/1)...Named "Most Improved" at the team's annual awards banquet...Competed in every beam lineup and all but one floor lineup...Also competed on vault in six meets

AS A FRESHMAN (2012):

Competed in every meet on vault, beam, and floor... earned a season best of 9.825 on vault and 9.800 on beam at Boise State (Mar. 9)... earned season best of 9.700 on floor against Washington (Mar. 18).

HIGH SCHOOL/CLUB:

Named Most Valuable Gymnast in 2010 by the California Gymnastics Academy where she trained ... member of the Western National Team ... captured first place on the bars and in the all-around and second place in the vault and on the balance beam at the Western Nationals in 2010 ... champion in the vault, and on the bars and balance beam and in the all-around at the 2010 regionals ... attended Moreau Catholic High School.

PERSONAL:

Daughter of Celeste Paz

MAJOR:

Undeclared

GOLDEN BEAR GYMNAST BIO: EMILY RICHARDSON

5-1 • Freshman • AA

Fort Smith, Ark. (Liberty)

World Olympic Gymnastics Academy

COLLEGIATE BESTS

EVENT	SCORE	DATE
Vault	--	--
Uneven Bars	--	--
Balance Beam	--	--
Floor Exercise	--	--
All-Around	--	--

HIGH SCHOOL/CLUB:

First alternate to Junior Olympic Nationals in 2013 and 2012 with an eight place all-around finish at 2013 and 2012 Regionals... Also finished fourth in Level 10 vault, third on bars and seventh on floor at 2013 Regionals...Claimed seventh on vault and floor and eighth on bars and all-around at 2013 state competition... Won vault, floor and all-around at 2013 WOGA Classic...Vault champion at 2012 Regionals, and fifth on bars...Took fifth on vault, bars and beam at 2012 state competition and eighth all-around...Claimed uneven bars and all-around title at WOGA Classic in 2012, and first all-around and bars at the Texas Prime Meet...Injured in 2011...Fourth on bars, fifth on vault and 10th all-around at 2010 Regionals...Claimed the beam titles at 2009 and 2010 state competition...Qualified for Westerns in 2008 but could not compete due to injury...Trained at the World Olympic Gymnastics Academy (WOGA) under Valeri Liukin (father and coach of Olympic champion Nastia Liukin) and Natalya Maer... Attended Liberty High School in Frisco, Texas, where she was a member of the American Sign Language Honors Society

PERSONAL:

Moved to Texas from hometown of Fort Smith, Ark. to train at WOGA, dividing her time between two homes in two different states...Enjoys crafting, volunteering and spending time with friends and family...Parents are Derrick and Janet...Has two younger siblings – Olivia and Adam...Father, Derrick, played on the University of Arkansas baseball team

MAJOR:

Public Health – would like to work as a physical therapist

GOLDEN BEAR GYMNAST BIO: AMBER TAKARA



5-1 • Freshman • AA
Tacoma, Wash. (Stadium)
Auburn Gymnastics Center

COLLEGIATE BESTS

EVENT	SCORE	DATE
Vault	--	--
Uneven Bars	--	--
Balance Beam	--	--
Floor Exercise	--	--
All-Around	--	--

HIGH SCHOOL/CLUB:

Named the Most Outstanding (2012) and Most Inspirational (2013) of her Auburn Gymnastics Center club team...Was a member of the three-time state championship team in 2011, 2012 and 2013...First-place in the all-around at the Charity Choice Invitational and an alternate for the Nastia Liukin Cup... Also claimed first in the all-around at the Washington State Championships and qualified for an international meet in Costa Rica...2013 Junior Olympic National Qualifier...Second in the all-around at the Classic Rock Invitational...First in the all-around at the Charity Choice and Classic Rock invitationals in 2012, and an alternate for the Nastia Liukin Cup...First in the all-around at regional championships...second in all-around at the state championships...Finished 13th all-around at JO Nationals... Competed in the 2011 All-American Invitational, where she finished first in the all-around...Also Claimed second all-around at the Crystal Cup and third all-around at Byers Invitational before breaking her arm...2010 JO National Qualifier and third in the all-around at the Long Beach Invitational...Coached by Brent Phelps and Peter Flores...Was a varsity letterman in cross country at Stadium High School in 2012...Was a member of the honor society and received the Superintendent's Award and an honor cord for her GPA.

PERSONAL:

Interests include running, longboarding and traveling...Broke her hand during sophomore year of high school and had to have two screws put in to pin it back together...Parents are Scott and Aileen...Has one sister - Alexis

MAJOR:

Undeclared – considering a career as a pharmacist, brain surgeon or aerospace engineer

GOLDEN BEAR GYMNAST BIO: JORDAN WIDENER



5-6 • Sophomore • AA
Snohomish, Wash. (Glacier Peak)
Leading Edge Gymnastics Academy

COLLEGIATE BESTS

EVENT	SCORE	DATE
Vault	--	--
Uneven Bars	9.825	2x, last 3-23-13 at Pac-12 Championships
Balance Beam	9.4	1-18-13 at Washington
Floor Exercise	9.725	3-23-13 at Pac-12 Championships
All-Around	--	--

AS A FRESHMAN (2013):

Set a career-high 9.825 on bars vs. Stanford & Oregon State (3/1), later matched the score at the Pac-12 Championships (3/23)...Career-high 9.40 on beam posted vs. Washington, UC Davis & UIC (1/18)...Registered a 9.725 at the Pac-12 Championships (3/23) for a new career-high total...Named "Most Improved" at the team's annual awards banquet... Entered all but two bars lineups of the season...Also competed in two beam and four floor events

High School/Club:

Was state, regional, and western level 9 floor champion ... attended Glacier Peak High School in Snohomish, Wash.

PERSONAL:

Parents are Ross and Jeanette ... Mother, Jeanette was a professional skier

MAJOR:

Undeclared – considering molecular and cell biology

2013 TEAM RESULTS

(10-19 OVERALL, 10-14 REGULAR SEASON, 1-7 PAC-12)

DATE	MEET	VAULT	BARS	BEAM	FLOOR	TOTAL	RECORD/ RESULT
1/6	QUAD MEET AT CAL						
	Cal	48.95	48.75	48.95	48.775	195.425	1st
	Arizona	49.2	49.1	48.225	48.3	194.825	3rd
	Auburn	48.075	48.775	48.45	48.325	194.625	4th
	Kentucky	48.95	49	48.2	48.975	195.125	2nd
1/11	DUAL MEET AT UC DAVIS						4-0
	Cal	49.1	48.575	47.725	49.175	194.575	W
	at UC Davis	48.5	48	46.825	49.1	192.425	L
1/18	QUAD MEET AT WASHINGTON						6-1
	Cal	49.125	48.45	47.825	48.725	194.125	2nd
	at Washington	48.975	48.85	48.7	48.275	194.8	1st
	UC Davis	48.55	48.725	47.925	48.425	193.625	3rd
	UIC	48.45	48.225	47.325	47.35	191.35	4th
1/26	DUAL MEET AT CAL						6-2
	Cal	48.9	49	48.55	49.325	195.775	L
	Stanford	49.275	49.3	48.775	49.1	196.45	W
2/3	DUAL MEET AT CAL						6-3
	Cal	48.825	48.45	48.675	48.75	194.7	L
	Oregon State	49.075	48.95	49.125	48.9	196.05	W
2/9	DUAL MEET AT UTAH						6-4
	Cal	49.05	48.575	46.4	48.725	192.75	L
	at Utah	49.4	49.075	49	49.575	197.05	W
2/18	TRI MEET AT CAL						8-4
	Cal	49.2	48.8	48.825	49.1	195.925	1st
	Brown	48.175	45.725	48.075	47.375	189.35	3rd
	San Jose State	48.65	48.55	48.85	48.95	195	2nd
3/1	TRI MEET AT STANFORD						8-6
	Cal	49.2	48.05	48.55	49.2	195	3rd
	at Stanford	49.425	49.4	48.875	49.5	197.2	1st
	Oregon State	49.425	49.45	48.975	49.325	197.175	2nd
3/10	QUAD MEET AT UCLA						9-8
	Cal	49.125	48.8	48.075	48.925	194.925	3rd
	at UCLA	49.375	49.375	49.025	49.3	197.075	2nd
	Iowa State	48.175	49.175	48.85	48.45	194.65	4th
	Michigan	49.55	49.575	48.925	49.5	197.55	1st
3/16	DUAL MEET AT CAL						9-9
	Cal	49.275	49.125	48.925	49.2	196.525	L
	Nebraska	49.65	49.3	49.3	49.275	197.525	W
3/23	PAC-12 CHAMPIONSHIPS AT OREGON STATE						10-14
	Cal	49.15	48.875	48.15	48.9	195.075	6th
	UCLA	49.5	49.45	48.975	49.45	197.375	1st
	Utah	49.475	49.375	48.825	49.4	197.075	2nd
	Stanford	49.05	49.25	49.15	49.175	196.625	3rd
	Washington	48.675	48.85	49.175	49.175	195.875	4th
	Arizona	49.2	48.45	49.075	48.8	195.525	5th
	Arizona State	48	48.95	47.875	48.6	193.425	7th
4/6	NCAA REGIONAL (CORVALLIS, ORE.)						POSTSEASON: 0-5
	Cal	49.175	48.975	48.125	48.85	195.125	6th
	Oregon state	49.25	47.525	49.275	49.325	195.375	4th
	Arizona State	49.225	48.475	48.85	49.15	195.7	3rd
	Arkansas	49.25	49.15	49.3	49.25	196.95	2nd
	Boise State	49.125	48.8	48.725	48.7	195.35	5th
	Georgia	49.25	49.275	49.475	49.425	197.425	1st

TOP TEAM EVENT

SCORES OF 2013 (TOP 3)

Team Total:	196.525	Nebraska 3/16
	195.925	Brown, SJSU 2/18
	195.775	Stanford 1/26
Vault:	49.275	Nebraska 3/16
	49.2	Brown, SJSU 2/18
		at Stanford, Oregon State 3/1
Uneven Bars:	49.125	Nebraska 3/16
	49.0	Stanford 1/26
	48.975	NCAA Corvallis Regional
Balance Beam:	48.95	Arizona, Auburn, Kentucky 1/6
	48.925	Nebraska 3/16
	48.825	Brown, SJSU 2/18
Floor Exercise:	49.325	Stanford 1/26
	49.2	at Stanford, Oregon State 3/1
		Nebraska 3/16

TOP INDIVIDUAL EVENT

SCORES OF 2013 (TOP 3)

All-Around:	39.375	Alicia Asturias	Brown, SJSU 2/18
		Alicia Asturias	Nebraska 3/16
	39.275	Mariesah Pierce	Nebraska 3/16
Vault:	9.95	Alicia Asturias	Brown, SJSU 2/18
	9.90	Alicia Asturias	at UC Davis 1/11
		Alicia Asturias	at Utah 2/9
		Serena Leong	at Stanford,
			Oregon State 3/1
		Serena Leong	NCAA Corvallis
			Regional 4/6
Uneven Bars:	9.95	Madisyn O'Brien	Stanford 1/26
	9.90	Madisyn O'Brien	Arizona, Auburn,
			Kentucky 1/6
	9.85	Madisyn O'Brien	at Washington,
			UC Davis, UIC 1/18
		Alicia Asturias	at Utah 2/9
		Alicia Asturias	Brown, SJSU 2/18
		Dallas Crawford	Brown, SJSU 2/18
		Alicia Asturias	Nebraska 3/16
		Dallas Crawford	Nebraska 3/16
		Alicia Asturias	at Pac-12
			Championships 3/23
		Alicia Asturias	NCAA Corvallis
			Regional 4/6
Balance Beam:	9.875	Crystal Paz	Nebraska 3/16
	9.850	Mariesah Pierce	Brown, SJSU 2/18
		Mariesah Pierce	at Pac-12
			Championships 3/23
		Madisyn O'Brien	Stanford 1/26
Floor Exercise:	9.925	Mariesah Pierce	Stanford 1/26
	9.90	Serena Leong	at UC Davis 1/11
		Alicia Asturias	at UC Davis 1/11
		Serena Leong	Stanford 1/26

2013 INDIVIDUAL MEET SCORES

LEILANI ALFEROS

Date	Meet	Vault	Bars	Beam	Floor	AA
1/6	Arizona, Auburn, Kentucky	--	--	--	--	--
1/11	at UC Davis	--	--	--	--	--
1/18	at Washington, UC Davis, UIC	--	--	--	--	--
1/26	Stanford	--	--	--	--	--
2/3	Oregon State	--	--	--	--	--
2/9	at Utah	--	--	--	--	--
2/18	Brown, San Jose State	--	--	--	--	--
3/1	at Stanford, Oregon State	--	--	--	--	--
3/10	at UCLA, Michigan, Iowa State	--	--	--	--	--
3/16	Nebraska	--	--	--	--	--
3/23	Pac-12 Championships	--	--	--	--	--
4/6	NCAA Regional (Corvallis, Ore.)	--	--	--	--	--

MADDIE KRATZKE

Date	Meet	Vault	Bars	Beam	Floor	AA
1/6	Arizona, Auburn, Kentucky	--	--	--	--	--
1/11	at UC Davis	--	--	--	--	--
1/18	at Washington, UC Davis, UIC	--	--	--	--	--
1/26	Stanford	--	--	--	--	--
2/3	Oregon State	--	9.650	--	--	--
2/9	at Utah	--	9.675	--	--	--
2/18	Brown, San Jose State	--	9.050	--	--	--
3/1	at Stanford, Oregon State	--	9.100	--	--	--
3/10	at UCLA, Michigan, Iowa State	--	<u>9.725#</u>	--	--	--
3/16	Nebraska	--	<u>9.725#</u>	--	--	--
3/23	Pac-12 Championships	9.700	9.075	--	--	--
4/6	NCAA Regional (Corvallis, Ore.)	<u>9.75#</u>	9.700	--	--	--

ALICIA ASTURIAS

Date	Meet	Vault	Bars	Beam	Floor	AA
1/6	Arizona, Auburn, Kentucky	9.775	9.800	9.700	9.775	39.050
1/11	at UC Davis	9.900	9.775	9.725	<u>9.900#</u>	39.300
1/18	at Washington, UC Davis, UIC	9.850	9.725	9.300	9.775	38.650
1/26	Stanford	9.825	9.800	9.675	9.875	39.175
2/3	Oregon State	9.800	9.775	9.750	9.850	39.175
2/9	at Utah	9.900	<u>9.850#</u>	9.750	9.800	39.300
2/18	Brown, San Jose State	<u>9.950#*</u>	<u>9.850#</u>	9.725	9.850	<u>39.375#</u>
3/1	at Stanford, Oregon State	9.875	9.250	9.700	9.825	38.650
3/10	at UCLA, Michigan, Iowa State	9.800	9.825	9.750	9.850	39.225
3/16	Nebraska	9.850	<u>9.850#</u>	<u>9.800#</u>	9.875	<u>39.375#</u>
3/23	Pac-12 Championships	9.875	<u>9.850#</u>	9.100	9.850	38.675
4/6	NCAA Regional (Corvallis, Ore.)	9.825	<u>9.850#</u>	9.200	9.800	38.675

SERENA LEONG

Date	Meet	Vault	Bars	Beam	Floor	AA
1/6	Arizona, Auburn, Kentucky	9.775	--	--	9.850	--
1/11	at UC Davis	9.825	--	9.225	<u>9.900#</u>	--
1/18	at Washington, UC Davis, UIC	9.825	--	9.175	9.800	--
1/26	Stanford	9.775	--	<u>9.775#</u>	<u>9.900#</u>	--
2/3	Oregon State	9.850	--	<u>9.775#</u>	9.800	--
2/9	at Utah	9.850	--	9.150	9.850	--
2/18	Brown, San Jose State	9.800	--	9.725	9.850	--
3/1	at Stanford, Oregon State	<u>9.900#</u>	--	9.175	9.850	--
3/10	at UCLA, Michigan, Iowa State	9.850	--	9.700	9.725	--
3/16	Nebraska	9.850	--	<u>9.775#</u>	9.850	--
3/23	Pac-12 Championships	9.500	--	9.700	9.800	--
4/6	NCAA Regional (Corvallis, Ore.)	<u>9.900#</u>	--	9.700	9.675	--

CAROL CHANG

Date	Meet	Vault	Bars	Beam	Floor	AA
1/6	Arizona, Auburn, Kentucky	--	9.475	<u>9.775#</u>	9.750	--
1/11	at UC Davis	--	9.300	<u>9.775#</u>	9.725	--
1/18	at Washington, UC Davis, UIC	--	<u>9.650</u>	9.700	9.675	--
1/26	Stanford	--	9.000	9.250	8.950	--
2/3	Oregon State	--	8.550	9.700	9.700	--
2/9	at Utah	--	--	9.425	--	--
2/18	Brown, San Jose State	--	--	9.700	9.725	--
3/1	at Stanford, Oregon State	--	--	--	<u>9.800#</u>	--
3/10	at UCLA, Michigan, Iowa State	--	--	--	9.650	--
3/16	Nebraska	--	--	9.200	9.775	--
3/23	Pac-12 Championships	--	--	--	--	--
4/6	NCAA Regional (Corvallis, Ore.)	--	--	--	--	--

MADISYN O'BRIEN

Date	Meet	Vault	Bars	Beam	Floor	AA
1/6	Arizona, Auburn, Kentucky	9.800	9.900	9.825	<u>9.600</u>	<u>39.125#</u>
1/11	at UC Davis	--	9.800	--	--	--
1/18	at Washington, UC Davis, UIC	--	9.850	--	--	--
1/26	Stanford	--	<u>9.950#</u>	<u>9.850#</u>	--	--
2/3	Oregon State	--	9.825	9.750	--	--
2/9	at Utah	--	9.650	--	--	--
2/18	Brown, San Jose State	9.825	9.875	9.825	--	--
3/1	at Stanford, Oregon State	9.800	9.350	9.575	--	--
3/10	at UCLA, Michigan, Iowa State	9.800	9.800	9.600	--	--
3/16	Nebraska	<u>9.850#</u>	9.925	9.700	--	--
3/23	Pac-12 Championships	--	9.800	9.725	--	--
4/6	NCAA Regional (Corvallis, Ore.)	--	9.875	9.775	--	--

DALLAS CRAWFORD

Date	Meet	Vault	Bars	Beam	Floor	AA
1/6	Arizona, Auburn, Kentucky	--	9.825	--	--	--
1/11	at UC Davis	9.775	9.800	--	--	--
1/18	at Washington, UC Davis, UIC	<u>9.850</u>	8.550	--	--	--
1/26	Stanford	9.800	9.825	--	--	--
2/3	Oregon State	9.800	9.700	--	--	--
2/9	at Utah	9.825	9.775	--	--	--
2/18	Brown, San Jose State	9.800	<u>9.850</u>	--	--	--
3/1	at Stanford, Oregon State	9.825	9.800	--	--	--
3/10	at UCLA, Michigan, Iowa State	9.825	9.300	--	--	--
3/16	Nebraska	9.775	<u>9.850</u>	--	--	--
3/23	Pac-12 Championships	<u>9.850</u>	9.800	--	--	--
4/6	NCAA Regional (Corvallis, Ore.)	<u>9.850</u>	9.825	--	--	--

STINA OLIVERE

Date	Meet	Vault	Bars	Beam	Floor	AA
1/6	Arizona, Auburn, Kentucky	--	--	--	--	--
1/11	at UC Davis	--	--	--	--	--
1/18	at Washington, UC Davis, UIC	--	--	--	--	--
1/26	Stanford	--	--	--	--	--
2/3	Oregon State	--	--	--	--	--
2/9	at Utah	--	--	--	--	--
2/18	Brown, San Jose State	--	--	--	--	--
3/1	at Stanford, Oregon State	--	--	--	--	--
3/10	at UCLA, Michigan, Iowa State	--	--	--	--	--
3/16	Nebraska	--	--	--	--	--
3/23	Pac-12 Championships	--	--	--	--	--
4/6	NCAA Regional (Corvallis, Ore.)	--	--	--	--	--

KRISTI HEYMANN

Date	Meet	Vault	Bars	Beam	Floor	AA
1/6	Arizona, Auburn, Kentucky	9.850	--	--	--	--
1/11	at UC Davis	9.825	--	9.075	<u>9.825#</u>	--
1/18	at Washington, UC Davis, UIC	9.825	--	--	9.675	--
1/26	Stanford	9.775	--	--	<u>9.825#</u>	--
2/3	Oregon State	9.725	--	9.150	9.775	--
2/9	at Utah	9.750	--	9.000	9.725	--
2/18	Brown, San Jose State	9.825	--	--	<u>9.825#</u>	--
3/1	at Stanford, Oregon State	9.750	--	<u>9.725#</u>	<u>9.825#</u>	--
3/10	at UCLA, Michigan, Iowa State	9.850	--	9.225	9.775	--
3/16	Nebraska	<u>9.875#</u>	--	--	9.675	--
3/23	Pac-12 Championships	9.800	--	8.875	9.775	--
4/6	NCAA Regional (Corvallis, Ore.)	9.775	--	9.150	9.725	--

CRYSTAL PAZ

Date	Meet	Vault	Bars	Beam	Floor	AA
1/6	Arizona, Auburn, Kentucky	9.750	--	9.825	--	--
1/11	at UC Davis	<u>9.775</u>	--	9.250	9.725	--
1/18	at Washington, UC Davis, UIC	--	--	9.750	8.700	--
1/26	Stanford	8.800	--	9.675	9.800	--
2/3	Oregon State	9.650	--	9.700	9.625	--
2/9	at Utah	9.725	--	9.075	9.700	--
2/18	Brown, San Jose State	9.700	--	9.200	9.850	--
3/1	at Stanford, Oregon State	--	--	9.775	<u>9.850#</u>	--
3/10	at UCLA, Michigan, Iowa State	--	--	9.700	9.825	--
3/16	Nebraska	--	--	<u>9.875#</u>	9.825	--
3/23	Pac-12 Championships	--	--	9.775	9.750	--
4/6	NCAA Regional (Corvallis, Ore.)	--	--	9.800	9.800	--

Underline denotes season-best score | # denotes collegiate-best score | * denotes program record

2013 INDIVIDUAL MEET SCORES

MARIESAH PIERCE

Date	Meet	Vault	Bars	Beam	Floor	AA
1/6	Arizona, Auburn, Kentucky	--	9.750	9.825	9.800	--
1/11	at UC Davis	9.650	9.650	9.750	9.825	38.875
1/18	at Washington, UC Davis, UIC	9.775	9.650	9.675	9.800	38.900
1/26	Stanford	9.725	9.775	9.575	<u>9.925#</u>	39.000
2/3	Oregon State	--	--	--	--	--
2/9	at Utah	--	9.625	--	--	--
2/18	Brown, San Jose State	--	<u>9.800#</u>	<u>9.850#</u>	9.850	--
3/1	at Stanford, Oregon State	9.800	9.775	9.775	9.850	39.200
3/10	at UCLA, Michigan, Iowa State	9.775	9.750	9.325	9.750	38.600
3/16	Nebraska	<u>9.850#</u>	9.775	9.775	9.875	<u>39.275#</u>
3/23	Pac-12 Championships	9.775	9.600	<u>9.850#</u>	9.650	38.875
4/6	NCAA Regional (Corvallis, Ore.)	9.825	9.725	9.650	9.850	39.050

ARLA ROSENZWEIG

Date	Meet	Vault	Bars	Beam	Floor	AA
1/6	Arizona, Auburn, Kentucky	--	--	--	--	--
1/11	at UC Davis	--	--	--	--	--
1/18	at Washington, UC Davis, UIC	--	--	--	--	--
1/26	Stanford	--	--	--	--	--
2/3	Oregon State	--	--	--	--	--
2/9	at Utah	--	--	--	--	--
2/18	Brown, San Jose State	--	--	--	--	--
3/1	at Stanford, Oregon State	--	--	--	--	--
3/10	at UCLA, Michigan, Iowa State	--	--	--	--	--
3/16	Nebraska	--	--	--	--	--
3/23	Pac-12 Championships	--	--	--	--	--
4/6	NCAA Regional (Corvallis, Ore.)	--	--	--	--	--

CHELSEA SPOMER

Date	Meet	Vault	Bars	Beam	Floor	AA
1/6	Arizona, Auburn, Kentucky	--	--	--	--	--
1/11	at UC Davis	--	--	--	--	--
1/18	at Washington, UC Davis, UIC	--	--	--	--	--
1/26	Stanford	--	--	--	--	--
2/3	Oregon State	--	--	--	--	--
2/9	at Utah	--	--	--	9.575	--
2/18	Brown, San Jose State	--	--	--	--	--
3/1	at Stanford, Oregon State	--	--	--	--	--
3/10	at UCLA, Michigan, Iowa State	--	--	--	--	--
3/16	Nebraska	--	--	--	--	--
3/23	Pac-12 Championships	--	--	--	--	--
4/6	NCAA Regional (Corvallis, Ore.)	--	--	--	--	--

JORDAN WIDENER

Date	Meet	Vault	Bars	Beam	Floor	AA
1/6	Arizona, Auburn, Kentucky	--	--	--	--	--
1/11	at UC Davis	--	9.550	--	--	--
1/18	at Washington, UC Davis, UIC	--	9.575	<u>9.400#</u>	--	--
1/26	Stanford	--	9.500	--	8.900	--
2/3	Oregon State	--	--	--	--	--
2/9	at Utah	--	9.550	8.650	9.650	--
2/18	Brown, San Jose State	--	9.425	--	--	--
3/1	at Stanford, Oregon State	--	<u>9.825#</u>	--	--	--
3/10	at UCLA, Michigan, Iowa State	--	9.700	--	--	--
3/16	Nebraska	--	9.025	--	--	--
3/23	Pac-12 Championships	--	<u>9.825#</u>	--	<u>9.725#</u>	--
4/6	NCAA Regional (Corvallis, Ore.)	--	9.700	--	8.875	--

Underline denotes season-best score

denotes collegiate-best score

* denotes program record

TOP 3 INDIVIDUAL EVENT FINISHES

Date	Meet	Place	Event	Gymnast	Score				
1/6	Arizona, Auburn, Kentucky	T1st	UB	Madisyn O'Brien	9.9				
		T2nd	BB	Madisyn O'Brien	9.825				
		T2nd	BB	Crystal Paz	9.825				
		T2nd	BB	Mariesah Pierce	9.825				
		2nd	AA	Madisyn O'Brien	39.125				
		T3rd	V	Alicia Asturias	9.85				
		1/11	at UC Davis	1st	V	Alicia Asturias	9.9		
				1st	BB	Carol Chang	9.775		
				1st	AA	Alicia Asturias	39.3		
T2nd	V			Kristi Heymann	9.825				
T2nd	V			Serena Leong	9.825				
T2nd	UB			Madisyn O'Brien	9.8				
T2nd	UB			Dallas Crawford	9.8				
2nd	BB			Mariesah Pierce	9.75				
T2nd	FX			Alicia Asturias	9.9				
T2nd	FX			Serena Leong	9.9				
2nd	AA			Mariesah Pierce	38.875				
T3rd	BB			Alicia Asturias	9.725				
1/18	at Washington, UC Davis, UIC	T1st	V	Alicia Asturias	9.85				
		T1st	V	Dallas Crawford	9.85				
		T1st	UB	Madisyn O'Brien	9.85				
		T2nd	BB	Crystal Paz	9.75				
		T2nd	FX	Mariesah Pierce	9.8				
		T2nd	FX	Serena Leong	9.8				
		T2nd	AA	Mariesah Pierce	38.9				
		1/26	Stanford	T1st	UB	Madisyn O'Brien	9.95		
				T1st	FX	Mariesah Pierce	9.925		
				2nd	BB	Madisyn O'Brien	9.85		
				2nd	FX	Serena Leong	9.9		
				2nd	AA	Alicia Asturias	39.175		
T3rd	V			Alicia Asturias	9.825				
T3rd	FX			Alicia Asturias	9.875				
3rd	AA			Mariesah Pierce	39				
2/3	Oregon State			1st	FX	Alicia Asturias	9.85		
		T2nd	UB	Madisyn O'Brien	9.825				
		T2nd	AA	Alicia Asturias	39.175				
		3rd	V	Serena Leong	9.85				
		3rd	FX	Serena Leong	9.8				
		2/9	at Utah	2nd	V	Alicia Asturias	9.9		
2nd	UB			Alicia Asturias	9.85				
2nd	AA			Alicia Asturias	39.3				
2/18	Brown, San Jose State			1st	V	Alicia Asturias	9.95		
				1st	UB	Madisyn O'Brien	9.875		
				1st	BB	Mariesah Pierce	9.85		
		1st	AA	Alicia Asturias	39.375				
		T2nd	UB	Alicia Asturias	9.85				
		T2nd	UB	Dallas Crawford	9.85				
3/1	at Stanford, Oregon State	2nd	BB	Madisyn O'Brien	9.825				
		T2nd	FX	Alicia Asturias	9.85				
		T2nd	FX	Serena Leong	9.85				
		T2nd	FX	Mariesah Pierce	9.85				
		T3rd	V	Kristi Heymann	9.825				
		T3rd	V	Madisyn O'Brien	9.825				
		3rd	AA	Mariesah Pierce	39.2				
		3/10	at UCLA, Michigan, Iowa State	--	--	--	--		
				3/16	Nebraska	T1st	UB	Madisyn O'Brien	9.925
						T2nd	FX	Alicia Asturias	9.875
		T2nd	FX			Mariesah Pierce	9.875		
		T3rd	BB			Crystal Paz	9.875		
3/23	Pac-12 Championships	--	--			--	--		
		4/6	NCAA Regional (Corvallis, Ore.)			T2nd	V	Serena Leong	9.9
				T2nd	UB	Madisyn O'Brien	9.875		

TOP 3 FINISH TOTALS

1st Place Event Titles -- 15

2nd Place Event Titles -- 34

3rd Place Event Titles -- 11

TOP 3 INDIVIDUAL EVENT FINISH TOTALS BY GYMNAST

Name	1st	2nd	3rd	Total
Alicia Asturias	6	9	4	19
Madisyn O'Brien	5	7	1	13
Mariesah Pierce	2	7	2	11
Serena Leong	0	6	2	8
Crystal Paz	0	2	1	3
Dallas Crawford	1	2	0	3
Kristi Heymann	0	1	1	2
Carol Chang	1	0	0	1

CALIFORNIA ALL-TIME TOP INDIVIDUAL SCORES

VAULT

Score	Gymnast	Site	Date/Most Recent
9.950	Alicia Asturias	Berkeley	2/18/13
	Lauren Shipp	Berkeley	1/30/04
	My-Lan Dodd (3x)	at San Jose State	3/21/03
	Monique Chang	Berkeley	2/21/03
	Lisa Washington	at Arizona State	3/25/95
	Kristen Smyth	at Arizona	3/28/92
9.925	Isabel Garcia	Berkeley	3/9/07
	Monique Chang	at Stanford	2/20/04
	Stephanie Kim	at Arizona	2/6/04
	Lisa Arnold	Berkeley	2/18/01
	Candice Kwok	Berkeley	3/29/96
	Lisa Washington (2x)	Berkeley	2/3/96
9.900	Alicia Asturias (2x)	at Utah	2/9/13
	Serena Leong (2x)	at NCAA Regional	4/6/13
	My-Lan Dodd	Berkeley	3/7/05
	Lauren Shipp (2x)	Berkeley	3/12/04
	Karissa Chock (2x)	Berkeley	1/23/04
	Janet McKnight (2x)	Berkeley	3/7/03
	Leila Khoury (2x)	at Boise State	3/11/00
	Candice Kwok (3x)	at Arizona State	2/21/97
	Heather Schneider	at Oregon State	3/16/96
	Lisa Washington (3x)	at Stanford	3/12/93

UNEVEN BARS

Score	Gymnast	Opponent	Date/Most Recent
10.000	Cindy Tom	at Seattle Pacific	2/15/92
9.950	Madisyn O'Brien	Stanford	1/26/13
	My-Lan Dodd	Berkeley	3/12/04
	Stephanie Kim	Berkeley	3/12/04
	Pari Olver	at UC Davis	2/24/00
9.925	Dallas Crawford	at Pennsylvania	3/13/11
	Miho Maeda	Berkeley	3/12/04
	Monique Chang	at Stanford	2/20/04
	My-Lan Dodd (2x)	Berkeley	2/13/04
	9.900	Madisyn O'Brien	Berkeley
Joanna Bennett		Berkeley	1/20/08
Bridgette Glass		at UC Davis	3/23/07
Lydia Williams		Berkeley	3/9/07
Britani Pittullo		at George Washington	3/12/06
Miho Maeda		Berkeley	1/14/05
Monique Chang (4x)		Pac-10 Championships	3/20/04
Stephanie Kim (2x)		at Boise State	2/27/04
Miho Maeda		at Stanford	2/20/04
My-Lan Dodd (3x)		at Arizona	2/6/04
Carrie Kreifels (4x)		at Pac-10 Champ	3/24/01
Pari Olver (2x)		at Pac-10 Champ	3/24/01
Leila Khoury		at San Jose State	2/26/00
Cindy Tom		at Arizona	2/11/94
Kristen Smyth	Berkeley	3/21/92	

BALANCE BEAM

Score	Gymnast	Opponent	Date/Most Recent
9.950	My-Lan Dodd (2x)	Pac-10 Championships	3/20/04
	Miho Maeda	at Arizona State	2/28/03
9.925	My-Lan Dodd	at Stanford	2/20/04
	Stephanie Kim	Berkeley	3/12/04
	Pari Olver	at San Jose State	3/16/01
9.900	Bridgette Glass (4x)	Berkeley	3/16/08
	Jessica Kelley	at UC Davis	3/23/07
	Stephanie Kim (2x)	Berkeley	2/13/04
	Karissa Chock	Berkeley	2/13/04
	My-Lan Dodd (4x)	Berkeley	1/23/04
	Katreece Stone (2x)	at Arizona State	2/23/01
	Genine Ishino	at Denver	1/13/01
	Candice Kwok (3x)	at Arizona	3/22/97
	Jennie Kang	Berkeley	2/7/97

	Emily Bails	Berkeley	3/8/96
	Cindy Tom (3x)	at Seattle Pacific	2/15/92
9.875	Crystal Paz	Berkeley	3/16/13
	Bridgette Glass	at Sac State	3/13/09
	Siohban Luce	at UC Davis	3/23/07
	Lauren Shipp	Berkeley	3/26/05
	My-Lan Dodd	Berkeley	3/12/04
	Miho Maeda (2x)	Berkeley	3/12/04
	Karissa Chock	at Utah State	3/6/04
	Stephanie Kim	at Arizona	2/6/04
	Lauren Shipp (2x)	Pac-10 Championships	3/29/03
	Katreece Stone (3x)	at UC Davis	3/10/01
	Carrie Kreifels	at UC Davis	2/24/00
	Emily Bails	Berkeley	2/6/99
	Mindy Ornellas (2x)	at Arizona	3/22/97
	Candice Kwok	at Washington	3/19/95

FLOOR EXERCISE

Score	Gymnast	Opponent	Date/Most Recent
9.950	Stephanie Kim	at Stanford	2/20/04
	Monique Chang	Arizona	2/6/04
	My-Lan Dodd	Berkeley	1/23/04
	Leila Khoury	at San Jose State	2/26/00
9.925	Mariesah Pierce	Berkeley	1/26/13
	My-Lan Dodd (2x)	Berkeley	3/12/04
	Stephanie Kim (2x)	Berkeley	2/13/04
	Monique Chang	Berkeley	3/7/03
	Pari Olver (4x)	at UCLA	3/4/01
	Katreece Stone	at UC Davis	3/10/01
	Mindy Ornellas (2x)	Berkeley	2/7/97
	9.900	Serena Leong (2x)	Berkeley
Alicia Asturias		at UC Davis	1/11/13
Mariesah Pierce		Berkeley	2/6/11
Sophia Hocini		Berkeley	3/16/08
Stephanie Kim (6x)		at Pac-10 Champ	3/20/04
My-Lan Dodd (6x)		at Arizona	2/6/04
Britani Pittullo (3x)		at Pac-10 Champ	2/29/03
Monique Chang		Berkeley	2/9/03
Lindsay Baker (2x)		at Pac-10 Champ	3/24/01
Pari Olver		at Pac-10 Champ	3/24/01
Katreece Stone		at Pac-10 Champ	3/24/01
Carrie Kreifels		at UC Davis	3/10/01
Leila Khoury (3x)		at NCAA Regional	4/1/00
Bridgett Coates		at Pac-10 Champ	3/18/00
9.875	Mariesah Pierce	at Arizona State	1/20/12
	Avery Gee	at Pennsylvania	3/13/11
	Jessica Kelley	Berkeley	3/16/08
	Isabel Garcia	Berkeley	3/9/07
	Stephanie Kim (2x)	at Boise State	2/27/04
	Elyse Wong	at Boise State	2/27/04
	My-Lan Dodd (2x)	Berkeley	2/13/04
	Monique Chang (3x)	Berkeley	1/30/04
	Sheilah Buack	Berkeley	1/18/02
	Pari Olver (3x)	at UC Davis	3/10/01
	Carrie Kreifels (2x)	at UCLA	3/4/01
	Leila Khoury (3x)	at UC Davis	2/24/00
	Emily Bails	Berkeley	3/29/96
	Angela Mapa	Berkeley	3/29/96
Mindy Ornellas	Berkeley	2/3/96	

ALL-AROUND

Score	Gymnast	Opponent	Date/Most Recent
39.675	My-Lan Dodd	at Arizona State	2/28/03
39.650	Stephanie Kim	Berkeley	3/12/04
39.575	My-Lan Dodd (2x)	Berkeley	3/12/04
39.500	My-Lan Dodd (2x)	at Pac-10 Champ	3/29/03
39.475	My-Lan Dodd	at UC Davis	3/14/03

CALIFORNIA ALL-TIME TOP TEAM SCORES

TEAM EVENT RECORDS			
	Score	Opponent	Date
Vault	49.375	Washington & Sac State	2/21/03
Uneven Bars	49.550	Ball State	3/21/03
Balance Beam	49.300	Utah State	3/6/04
Floor Exercise	49.425	Stanford	2/20/04

VAULT

Score	Site/Opponent(s)	Date
49.375	Berkeley/Washington, Sacramento State	2/21/03
49.325	Berkeley/Ball State	3/12/04
49.275	Berkeley/Nebraska	3/16/13
	at Arizona State/Rutgers	2/28/03
49.200	Berkeley/Brown, San Jose State	2/18/13
	NCAA Regional Championships/Corvallis, Ore.	4/3/04
49.150	at San Jose State	3/21/03

BARS

Score	Site/Opponent(s)	Date
49.550	Berkeley/Ball State	3/12/04
49.400	at San Jose State	2/26/00
49.325	at UC Davis	3/23/07
49.275	at UC Davis	2/24/00
49.250	Berkeley/Washington, Sacramento State	2/21/03
	Berkeley/Boise State, Fullerton, UC Davis	2/9/03

BEAM

Score	Site/Opponent(s)	Date
49.300	at Utah State	3/6/04
49.250	Berkeley/Arizona	3/7/03
49.225	at UC Davis	3/23/07
49.175	Pac-10 Championships Tucson, Ariz.	3/20/04
	Berkeley/Boise State, Fullerton, UC Davis	2/9/03

FLOOR

Score	Site/Opponent(s)	Date
49.425	at Stanford	2/20/04
49.375	at Pac-10 Championships; Seattle, Wash.	3/24/01
49.325	Berkeley/Stanford	1/26/13
49.300	Berkeley/Washington, UC Davis	2/9/01
	at San Jose State	2/26/00
49.275	at Arizona State/Rutgers	2/28/03
	Berkeley/ Boise State, Fullerton, UC Davis	2/9/03

TEAM SCORE

Score	Site/Opponent(s)	Date
196.800	Berkeley/Ball State	3/12/04
	Berkeley/Arizona	3/7/03
196.525	Berkeley/Nebraska	3/16/13
196.500	at UC Davis	3/23/07
196.475	Berkeley/Washington, Sacramento State	2/21/03
196.375	Berkeley/Boise State, Fullerton, UC Davis	2/9/03

HONORS & AWARDS

NCAA ALL-AMERICA

3 Gymnasts, 5 Honors

1992	Kristen Smyth (Vault - first team, Floor Exercise & All-Around - second team) Mimi Goyer (Balance Beam - second team) Cindy Tom (Balance Beam - second team)
------	--

PAC-12 INDIVIDUAL EVENT CHAMPIONS

4 Gymnasts, 4 Titles

2004	My-Lan Dodd (Balance Beam, 9.95)
1997	Mindy Ornellas (Floor Exercise, 9.90)
1995	Lisa Washington (Vault, 9.95)
1992	Cindy Tom (Uneven Bars, 9.90)

ALL-PAC-12

10 Gymnasts, 10 Honors

2013	Alicia Asturias (All-Around second team) Mariesah Pierce (All-Around second team)
2011	Madisyn O'Brien (All-Around second team)
2010	Avery Gee (All-Around second team)
2009	Sophia Hocini (All-Around second team)
1998	Leila Khoury (All-Around)
1997	Mindy Ornellas (Floor Exercise)
1995	Lisa Washington (Vault)
1992	Kristen Smyth Cindy Tom

COSIDA ACADEMIC ALL-AMERICA

1 Gymnast, 1 Honor

1992	Sigall Kassutto
------	-----------------

NACGC SCHOLASTIC ALL-AMERICA

43 Gymnasts, 65 Honors

2013	Alicia Asturias Dallas Crawford Serena Leong Carol Chang Arla Rosenzweig
2012	Alicia Asturias Alexandra Leggit Lina Nillson Arla Rosenzweig
2010	Stefanie Cheng Avery Gee
2009	Stefanie Cheng
2008	Alli Szutu Nicki Wells Stefanie Cheng Reiko Senteno
2007	Elyse Wong Justine Cephus Nicki Wells Vanna Rocchi Sophia Hocini

2005	My-Lan Dodd Miho Maeda Lauren Shipp Elyse Wong Nicki Wells
2004	Karissa Chock My-Lan Dodd Elyse Wong
2003	Janet McKnight My-Lan Dodd
2002	My-Lan Dodd
2001	Lindsay Baker Pari Olver Katrece Stone Jarmin Yeh
1997	Paula Chang
1996	Mindy Ornellas Candice Kwok Sirinda Sincharoen Christine Nishimoto Jennifer Wang
1995	Mindy Ornellas Candice Kwok Sirinda Sincharoen Jennifer Wang Sharly Wong Carrie Schneider Cassie Shigeoka
1994	Sirinda Sincharoen Cassie Shigeoka Erin Power
1992	Mimi Goyer Sigall Kassutto Kristen Smyth Ingrid Wertz
1991	Mimi Goyer Jenny Griesemer Sigall Kassutto Pam Jong Kati McBride Nicole McLeod
1990	Mimi Goyer Sigall Kassutto
1989	Sigall Kassutto

PAC-12 ALL-ACADEMIC

53 Gymnasts, 88 Honors

2013	Alicia Asturias (first team) Arla Rosenzweig (second team) Stina Olivere (honorable mention) Chelsea Spomer (honorable mention) Carol Chang (honorable mention) Leilani Alferos (honorable mention) Dallas Crawford (honorable mention)
2012	Alicia Asturias (first team) Alexandra Leggitt (second team)

HONORS & AWARDS

	Arla Rosenzweig (second team) Lina Nilsson (second team) Chelsea Spomer (honorable mention) Stina Olivere (honorable mention) Carol Chang (honorable mention) Dallas Crawford (honorable mention)
2011	Avery Gee (second team) Alexandra Leggitt (honorable mention)
2010	Avery Gee (honorable mention) Sophia Hocini (honorable mention) Shana Johnson (honorable mention) Alexandra Leggitt (honorable mention)
2009	Stefanie Cheng (first team) Sophia Hocini (first team) Joanna Bennett (honorable mention)
2008	Nicki Wells (first team) Sophia Hocini (second team) Siobhan Luce (honorable mention)
2007	Nicki Wells (second team) Elyse Wong (second team) Joanna Bennett (honorable mention) Justine Cephus (honorable mention) Isabel Garcia (honorable mention) Siobhan Luce (honorable mention) Alli Szutu (honorable mention) Tiffany Tam (honorable mention)
2006	Britani Pittullo (honorable mention) Justine Cephus (honorable mention) Siobhan Luce (honorable mention) Alli Szutu (honorable mention) Nicki Wells (honorable mention)
2005	My-Lan Dodd (first team) Lauren Shipp (honorable mention)
2004	My-Lan Dodd (second team) Karissa Chock (honorable mention) Stephanie Kim (honorable mention)
2003	My-Lan Dodd (second team) Karissa Chock (honorable mention) Janet McKnight (honorable mention) Adrienne Garcia (honorable mention) Lauren Shipp (honorable mention)
2002	Karissa Chock (honorable mention) Stephanie Kim (honorable mention) Janet McKnight (honorable mention) Katrece Stone (honorable mention)
2001	Pari Olver (second team) Lindsay Baker (honorable mention) Genine Ishino (honorable mention) Kristine Kaibara (honorable mention) Janet McKnight (honorable mention) Katrece Stone (honorable mention) Jarmin Yeh (honorable mention)
2000	Pari Olver (second team) Lindsay Baker (honorable mention) Paula Chang (honorable mention)

1998	Emily Bails (honorable mention) Elizabeth Berlin (honorable mention) Chantel Debert (honorable mention) Angela Mapa (honorable mention)
1997	Candice Kwok (second team) Mindy Ornellas (second team) Emily Bails (honorable mention) Angela Mapa (honorable mention)
1996	Christine Nishimoto (honorable mention) Mindy Ornellas (honorable mention) Sirinda Sincharoen (honorable mention) Jennifer Wang (honorable mention)
1995	Mindy Ornellas (honorable mention) Cassie Shigeoka (honorable mention) Jennifer Wang (honorable mention)
1994	Amy Sims (honorable mention) Sirinda Sincharoen (honorable mention)
1993	Mimi Goyer (second team)
1992	Sigall Kassutto (first team) Kristen Smyth (first team) Mimi Goyer (second team) Kati McBride (honorable mention) Nicole McLeod (honorable mention) Ingrid Wertz (honorable mention)

NACCG WEST REGION COACH OF THE YEAR

2013	Justin Howell
------	----------------------

PAC-12 COACH OF THE YEAR

2013	Justin Howell
2003	Cari DuBois (shared)
1994	Alfred Mitchell (shared)

PAC-12 FRESHMAN/NEWCOMER OF THE YEAR

<i>Honor started in 2000</i>	
2013	Serena Leong

NORPAC CHAMPIONS

<i>Prior to 1987, Cal competed in the NorPac/NorCal Conference</i>	
1984	1st

YEAR-BY-YEAR RESULTS

YEAR	COACH	RECORD	PAC-12 FINISH	REGIONAL FINISH	NATIONAL FINISH	FINAL RANK	HIGH SCORE
2013	Justin Howell	10-19	7th	6th	DNQ	28	196.525
2012	Danna Durante	4-18	8th	Individuals	DNQ	49	194.725
2011	Cari DuBois	5-20	6th	Individuals	DNQ	50	193.325
2010	Cari DuBois	1-20	6th	DNQ	DNQ	55	192.450
2009	Cari DuBois	2-20	7th	DNQ	DNQ	57	191.975
2008	Cari DuBois	8-16	5th	Individuals	DNQ	44	194.100
2007	Cari DuBois	8-15	7th	4th	DNQ	26	196.500
2006	Cari DuBois	8-18	7th	Individuals	DNQ	49	194.275
2005	Cari DuBois	6-18	7th	DNQ	DNQ	55	192.350
2004	Cari DuBois	9-12	7th	5th	DNQ	25	196.800
2003	Cari DuBois	11-11	7th	4th	Individuals	22	196.800
2002	Trina Tinti	5-15	7th	Individuals	DNQ	53	193.925
2001	Trina Tinti	15-15	7th	4th	DNQ	29	196.075
2000	Trina Tinti	11-12	5th	DNQ	DNQ	30	195.975
1999	Trina Tinti	6-21	7th	Individuals	DNQ	48	192.475
1998	Trina Tinti	8-15	7th	6th	DNQ	28	190.675
1997	Alfie Mitchell	9-17	7th	6th	DNQ	25	194.325
1996	Alfie Mitchell	16-12	7th	7th	DNQ	16	194.100
1995	Alfie Mitchell	7-18	7th	5th	DNQ	N/A	191.825
1994	Alfie Mitchell	14-8	7th	5th	Individuals	N/A	192.250
1993	Pam Burgess	8-12	6th	Individuals	DNQ	N/A	190.050
1992	Pam Burgess	10-8	6th	3rd	8th	N/A	192.100
1991	Pam Burgess	17-14	7th	2nd	Individuals	N/A	190.550
1990	Pam Burgess	11-11	5th	T5th	Individuals	N/A	187.550
1989	Pam Burgess	5-14	7th	7th	DNQ	N/A	186.300
1988	Pam Burgess	7-15	7th	Individuals	DNQ	N/A	183.150
1987	Pam Burgess	10-18	7th	6th	DNQ	N/A	181.450
1986	Pam Burgess	11-9	3rd (NorPac)	6th	Individuals	N/A	184.850
1985	Diane Dunbar	10-15	4th (NorPac)	Individuals	Individuals	N/A	180.750
1984	Diane Dunbar	15-13	1st (NorPac)	5th	Individuals	N/A	183.900
1983	Diane Dunbar	9-8	3rd (NorPac)	7th	DNQ	N/A	179.550
1982	Diane Dunbar	8-9	2nd (NorCal)	DNQ	DNQ	N/A	138.850
1981	Dale Flansaas	6-15	3rd (NorCal)	N/A	N/A	N/A	132.500
1980	Dale Flansaas	6-11	3rd (NorCal)	N/A	N/A	N/A	130.950
1979	Dan Millman	5-10	N/A	N/A	N/A	N/A	119.150
1978	Dan Millman	3-12	N/A	N/A	N/A	N/A	117.150
1977	Molly Rackham	5-4	N/A	N/A	N/A	N/A	145.720
1976	Debbie Bailey	0-3*	N/A	N/A	N/A	N/A	185.800
1975	Debbie Bailey	1-0*	N/A	N/A	N/A	N/A	65.850
1974	Sue Williamson	4-3*	N/A	N/A	N/A	N/A	199.200

* indicates records are incomplete

Overall Record includes Pac-12 Championships but not NCAA Regional or Championship competition

ALL-TIME COACHING RECORDS

NAME	YEARS	RECORD	WIN PCT.	NAME	YEARS	RECORD	WIN PCT.
Justin Howell	2013-present	10-19	.345	Diane Dunbar	1982-85	42-45	.483
Danna Durante	2012	4-18	.182	Dale Flansaas	1980-81	12-26	.316
Cari DuBois	2003-11	58-150	.279	Dan Millman	1978-79	8-22	.267
Trina Tinti	1998-02	45-78	.366	Molly Rackham	1977	5-4	.556
Alfie Mitchell	1994-97	46-55	.455	Debbie Bailey	1975-76	1-3	.250
Pam Burgess	1986-93	79-101	.439	Sue Williamson	1974	4-3	.571

YEAR-BY-YEAR SCHEDULE & RESULTS

2013

10-19 • Head Coach: Justin Howell

DATE	OPPONENT	W/L	OPPONENT	CAL SCORE
1/6	KENTUCKY	W	195.125	195.425
	ARIZONA	W	194.825	
	AUBURN	W	195.12	
1/11	UC Davis	W	192.425	194.575
1/18	Washington	L	194.8	194.125
	UC Davis	W	193.625	
	Illinois Chicago	W	191.35	
1/26	STANFORD	L	196.450	195.775
2/3	OREGON STATE	L	196.050	194.700
2/9	Utah	L	197.050	192.750
2/18	SAN JOSE STATE	W	195	195.925
	BROWN	W	189.35	
3/1	Stanford	L	197.2	195.000
	Oregon State	L	197.175	
3/10	at UCLA	L	197.075	194.925
	Michigan	L	197.55	
	Iowa State	W	194.65	
3/16	NEBRASKA	L	197.525	196.525
3/23	Pac-12 Championships			195.075 (7th)
4/6	NCAA West Regionals			195.125 (6th)

2012

4-18 • Head Coach: Danna Durante

DATE	OPPONENT	W/L	OPPONENT	CAL SCORE
1/6	Sacramento State	W	189.725	190.375
1/15	UCLA	L	196.675	192.500
1/20	Arizona State	L	195.250	194.050
1/27	UC Davis	W	191.6	191.750
	Seattle Pacific	W	189.275	
2/5	UC DAVIS	W	190.625	193.275
2/12	STANFORD	L	196.175	194.725
2/17	Oregon State	L	196.775	192.350
	UCLA	L	196.775	
2/24	San Jose State	L	194.9	192.475
	Maryland	L	194.25	
3/4	Stanford	L	196.575	191.450
	Arizona	L	195.025	
3/9	Boise State	L	195.875	193.050
3/18	WASHINGTON	L	196.250	191.775
3/24	Pac-12 Championships			193.525 (8th)
4/7	NCAA West Regionals	Individuals		

2011

5-20 • Head Coach: Cari DuBois

DATE	OPPONENT	W/L	OPPONENT	CAL SCORE
1/9	at Pac-10 Showcase			
	Stanford	L	196.625	191.675 (7th)
	UCLA	L	195.925	
	Oregon State	L	195.375	
	Arizona	L	193.825	
	Washington	L	193.675	
	Arizona State	L	191.85	
1/14	SAN JOSE STATE	L	192.95	192.475
	UC DAVIS	L	192.6	
1/21	Washington	L	195.475	190.125
1/30	ALASKA-ANCHORAGE	W	188.425	191.850
2/6	SACRAMENTO STATE	L	192.900	192.700
2/11	Arizona State	L	194.450	191.975
2/20	UC Davis	L	194.050	191.500
3/6	OREGON STATE	L	197	194.175
	STANFORD	L	196.5	
	DENVER	L	194.625	
3/13	Penn	W	191.125	193.325
	Temple	W	191.2	
	Southern Connecticut	W	188.45	
3/19	Pac-10 Championships			191.575 (6th)
4/2	NCAA West Regionals	Individuals		

2010

1-20 • Head Coach: Cari DuBois

DATE	OPPONENT	W/L	OPPONENT	CAL SCORE
1/17	ARIZONA STATE	L	192.825	191.800
1/22	UCLA	L	194.425	190.375
	SAN JOSE STATE	L	191.95	
1/29	Arizona	L	194.700	189.375
2/7	OREGON STATE	L	196.375	190.100
2/19	Washington	L	195.625	189.325
2/28	Stanford	L	196.525	188.825
	UNC	L	192.975	
	Eastern Michigan	L	190.125	
3/5	San Jose State	L	195.075	190.775
	Stanford	L	196.8	
3/14	UC Davis	L	194.6	190.650
	Texas Women's University	L	192.825	
3/20	Denver	L	195.4	192.45
	Arizona	L	195.325	
3/27	Pac-10 Championships			191.475 (6th)

2009

2-20 • Head Coach: Cari DuBois

DATE	OPPONENT	W/L	OPPONENT	CAL SCORE
1/10	UC DAVIS	L	190.25	186.650
	SACRAMENTO STATE	L	191.975	
1/16	Oregon State	L	195.95	185.250
	Arkansas	L	195.925	
1/25	at UCLA	L	197.125	190.575
2/1	WASHINGTON	L	194.4	190.950
	ILLINOIS STATE	L	191.35	
2/13	Arizona State	L	193.725	191.475
2/22	STANFORD	L	197.175	190.625
3/1	ARIZONA	L	194.625	191.375
3/6	Western Michigan	L	191.300	189.650
3/8	Michigan State	L	195.05	190.725
	Ball State	L	191.825	
3/13	Sacramento State	L	194.7	191.975
	UC Davis	W	191.8	
	Seattle Pacific	W	187.225	
3/21	Pac-10 Championships			191.75 (7th)

2008

8-16 • Head Coach: Cari DuBois

DATE	OPPONENT	W/L	OPPONENT	CAL SCORE
1/11	UC Davis	W	189.35	192.525
	Towson	W	186.35	
1/20	ARIZONA STATE	L	195.175	191.750
1/25	Washington	L	193.975	188.450
2/1	Arizona	L	194.650	190.425
2/10	OREGON STATE	L	195.175	191.325
2/17	UCLA	L	195.225	189.425
2/24	Stanford	L	197.375	193.100
2/29	Missouri	L	195.275	191.000
	Michigan	L	196.2	
	Ohio State	L	193.725	
3/7	Sacramento State	L	195.25	193.700
	UC Davis	W	192.625	
	Seattle Pacific	W	190.075	
3/16	SAN JOSE STATE	L	194.825	194.100
	CSU FULLERTON	W	193.95	
	UC DAVIS	W	191.325	
3/21	Boise State	L	1953.400	192.700
3/29	Pac-10 Championships			193.4 (5th)
4/12	NCAA West Regionals	Individuals		

YEAR-BY-YEAR SCHEDULE & RESULTS

2007

8-15 • Head Coach: Cari DuBois

DATE	OPPONENT	W/L	OPPONENT	CAL SCORE
1/19	Oregon State	L	195.400	191.875
2/4	STANFORD	L	196.075	189.925
2/9	Arizona State	L	196.400	190.900
	Oklahoma	L	196.275	
2/18	WASHINGTON	L	194.800	193.025
2/25	at UCLA	L	196.250	192.450
	Denver	L	193.7	
	CSU Fullerton	W	191.925	
3/2	ARIZONA	L	196.100	193.750
3/9	PENN	W	191.225	194.575
	AIR FORCE	W	183.5	
3/16	Denver	L	196.1	193.875
	BYU	W	193.8	
3/18	Air Force	W	185.600	191.725
3/23	UC Davis	W	193.15	196.500
	San Jose State	W	194.5	
	Sacramento State	W	195.15	
3/31	Pac-10 Championships			193.65 (7th)
4/14	NCAA WEST REGIONALS			193.9 (4th)

2006

8-18 • Head Coach: Cari DuBois

DATE	OPPONENT	W/L	OPPONENT	CAL SCORE
1/3	Aloha Gymfest			
	UCLA	L	193.775	189.35 (5th)
	Oregon State	L	191.925	
	Arkansas	L	190.625	
	Washington	L	190.425	
	Sacramento State	W	188.075	
1/13	Sacramento State	W	190.475	191.625
1/20	OREGON STATE	L	193.950	190.750
1/27	Arizona	L	195.875	191.325
2/3	STANFORD	L	195.925	192.150
2/10	UCLA	L	196.5	190.850
	SACRAMENTO STATE	L	192.5	
	UC DAVIS	W	190.3	
2/17	Washington	L	189.875	189.275
2/26	CSU Fullerton	W	192.325	193.000
3/3	Arizona State	L	196.250	191.850
3/10	West Virginia	L	194.45	191.000
	Pittsburgh	W	188.7	
3/12	George Washington	W	191.025	192.225
	NC State	W	191.925	
3/17	SAN JOSE STATE	W	193.350	194.275
3/25	Pac-10 Championships			192.725 (7th)
4/8	NCAA West Regionals	Individuals		

2005

6-18 • Head Coach: Cari DuBois

DATE	OPPONENT	W/L	OPPONENT	CAL SCORE
1/14	UC DAVIS	W	187.375	191.850
	BROWN	W	179.95	
1/23	at UCLA	L	197.15	191.175
	Sacramento State	W	190.375	
	CSU Fullerton	W	190.325	
1/28	UC Davis	W	187.050	190.175
2/4	ARIZONA	L	194.900	189.850
2/11	Arizona State	L	195.550	181.450
2/18	WASHINGTON	L	191.225	190.875
2/25	OREGON STATE	L	195.925	190.925
	SEATTLE PACIFIC	W	190.3	
3/4	UTAH	L	197.425	191.500
	FLORIDA	L	196.45	
	STANFORD	L	196.025	
3/7	Utah State	L	195.325	192.350
3/11	NC STATE	L	194.05	192.300
3/19	San Jose State	L	194.325	176.450
	Stanford	L	192.75	
3/26	Pac-10 Championships			163.55 (7th)

2004

9-12 • Head Coach: Cari DuBois

DATE	OPPONENT	W/L	OPPONENT	CAL SCORE
1/9	CSU Fullerton	W	192.625	193.125
1/16	Washington	L	195.850	193.600
	Sacramento State	W	188.9	
1/23	ARIZONA STATE	W	194.35	195.950
	UTAH STATE	W	193.925	
	SAN JOSE STATE	W	193.875	
1/30	OREGON STATE	W	195.550	195.675
2/6	Arizona	L	196.750	195.200
2/13	UCLA	L	197.8	195.000
	SEATTLE PACIFIC	W	190.025	
2/20	Stanford	L	198.875	195.75
2/27	Boise State	L	195.675	194.825
	Southern Utah	L	196.175	
3/6	Utah State	W	195.350	195.825
3/12	BALL STATE	W	194.625	196.800
3/20	Pac-10 Championships			195.625 (7th)
4/3	NCAA West Regionals			195.175 (5th)

2003

11-11 • Head Coach: Cari DuBois

DATE	OPPONENT	W/L	OPPONENT	CAL SCORE
1/12	Sacramento State	W	190.175	192.950
1/19	Bruin Invite (UCLA)			
	UCLA	L	198.275	192.95 (2nd)
	CSU Fullerton	W	191.525	
	UC Davis	W	189.675	
1/24	STANFORD	L	195.250	192.950
1/31	Boise State	W	194.875	195.40
2/9	CSU FULLERTON	W	194	196.375
	BOISE STATE	W	193.65	
	UC DAVIS	W	187.175	
2/14	Oregon State	L	197.025	194.550
2/21	WASHINGTON	W	194.85	196.475
	SACRAMENTO STATE	W	189.775	
2/28	Arizona State	L	197.825	196.100
3/7	ARIZONA	W	195.800	196.800
3/14	UC Davis	W	190.850	195.925
3/21	San Jose State	L	192.925	192.525
3/29	Pac-10 Championships			195.925 (7th)
4/12	NCAA West Regionals			195.025 (4th)
4/23	NCAA Championships	Individuals		

2002

5-15 • Head Coach: Trina Tinti

DATE	OPPONENT	W/L	OPPONENT	CAL SCORE
1/12	CSU Fullerton	W	192.175	193.925
1/18	OREGON STATE	W	193.125	193.250
1/25	Seattle Pacific	W	187.300	189.100
1/27	Washington	L	194.800	192.625
2/3	ARIZONA STATE	L	195.025	191.525
2/8	Arizona	L	194.725	138.825
2/17	CAL INVITATIONAL			
	UCLA	L	194.825	192.825
	UC DAVIS	W	190.55	
	UC SANTA BARBARA	W	185.5	
2/22	Stanford	L	195.750	191.700
3/3	Sacramento State	L	193.175	151.450
3/16	SACRAMENTO STATE	L	194.35	191.975
	BOISE STATE	L	194.275	
	SAN JOSE STATE	L	193.775	
3/23	Pac-10 Championships			189.7 (7th)
4/6	NCAA West Regionals	Individuals		

YEAR-BY-YEAR SCHEDULE & RESULTS

2001

15-15 • Head Coach: Trina Tinti

DATE	OPPONENT	W/L	OPPONENT	CAL SCORE
1/13	Denver	L	194.175	191.650
	Washington	L	192.9	
	Maryland	L	191.925	
1/19	San Jose State	W	191.975	194.400
	Oklahoma	W	194.025	
	Arizona	W	190.775	
1/21	OKLAHOMA STATE	L	195.3	195.175
	UTAH STATE	W	193.85	
	ARIZONA	W	193.35	
1/28	OREGON STATE	L	195.575	195.000
2/3	CSU Fullerton	L	194.750	192.600
2/9	WASHINGTON	W	192.175	194.000
	UC DAVIS	W	188.525	
2/18	STANFORD	L	196.950	196.075
2/23	Arizona State	L	197.125	194.875
	Boise State	W	193.225	
	UC Santa Barbara	W	195.075	
2/25	UC Davis	W	190.800	195.575
3/4	at UCLA	L	197.7	195.025
	Utah State	W	192.225	
	UC Santa Barbara	W	188.575	
3/10	UC Davis	W	192.375	194.700
	Seattle Pacific	W	189.925	
3/16	San Jose State	W	193.550	194.125
3/24	Pac-10 Championships			193.75 (7th)
4/7	NCAA West Regionals			192.175 (4th)

2000

11-12 • Head Coach: Trina Tinti

DATE	OPPONENT	W/L	OPPONENT	CAL SCORE
1/14	Seattle Pacific	W	183.675	188.575
1/16	Washington	L	193.375	191.525
1/21	ARIZONA STATE	L	191.925	190.200
1/28	OREGON STATE	L	193.675	192.000
2/4	Arizona	L	194.25	193.225
	Southern Utah	W	191.65	
2/11	CAL INVITATIONAL			
	UCLA	L	196.425	192.175 (2nd)
	UC DAVIS	W	187.55	
	UC SANTA BARBARA	W	185.15	
2/18	Stanford	L	195.350	193.150
2/24	UC Davis	W	190.625	194.750
2/26	San Jose State	W	192.800	195.325
3/3	SAN JOSE STATE	W	191.525	194.075
	CSU FULLERTON	L	194.425	
	SACRAMENTO STATE	L	194.275	
3/11	Boise State	W	195.850	195.975
	Seattle Pacific	W	189.375	
3/18	Pac-10 Championships			194.675 (5th)

1999

6-21 • Head Coach: Trina Tinti

DATE	OPPONENT	W/L	OPPONENT	CAL SCORE
1/15	UC DAVIS	W	182.375	188.350
	UC SANTA BARBARA	W	161.425	
1/22	STANFORD	L	193.775	188.350
1/29	Utah State	L	192.950	180.425
2/5	ARIZONA	L	192.050	190.200
2/12	Oregon State	L	193.600	190.025
2/19	WASHINGTON	L	193.6	192.475
	SAN JOSE STATE	W	189.075	
2/26	Arizona State	L	195.875	189.550
	Denver	L	193.475	
	Illinois State	W	187.825	
2/28	Nebraska	L	195.725	188.850
	Arizona State	L	195.25	
	Maryland	L	195.2	
3/7	Bruin Classic (UCLA)			

	UCLA	L	196.5	191.525 (4th)
	Michigan State	L	193.05	
	Kentucky	L	191.95	
3/12	Sacramento State	L	190.575	190.225
	UC Davis	W	188.075	
	Air Force	W	187.15	
3/20	Pac-10 Championships			192.475 (7th)
3/26	at Stanford	L	197.200	192.200
4/19	NCAA West Regionals	Individuals		

1998

8-15 • Head Coach: Trina Tinti

DATE	OPPONENT	W/L	OPPONENT	CAL SCORE
1/16	OREGON STATE	L	190.57	185.825
	CSU FULLERTON	W	185.45	
1/23	Washington	L	191.25	186.650
	Utah State	L	187.125	
	Sacramento State	W	178.825	
1/30	ARIZONA STATE	L	191.575	188.075
	SEATTLE PACIFIC	W	184.575	
	SACRAMENTO STATE	W	182.1	
2/6	Arizona	L	193.775	190.125
	Washington	L	193.975	
	Illinois-Chicago	W	187.725	
2/13	UCLA	L	195.300	188.700
2/20	Stanford	L	193.450	190.675
2/27	UC Santa Barbara	W	185.175	190.150
3/6	UC DAVIS	W	187.5	189.525
3/14	CSU Fullerton	L	187.525	187.875
	UNC	W	188.225	
3/21	Pac-10 Championships			189.2 (7th)
4/4	NCAA West Regionals			190.6 (6th)

1997

9-17 • Head Coach: Alfie Mitchell

DATE	OPPONENT	W/L	OPPONENT	CAL SCORE
1/17	CAL INVITATIONAL			
	ARIZONA	L	193.45	192.775 (2nd)
	ILLINOIS-CHICAGO	W	190.35	
	IOWA	W	187.875	
1/27	Oregon State	L	193.2	189.250
	Seattle Pacific	W	185.95	
2/1	UCLA Invite			
	UCLA	L	195.15	190.800 (3rd)
	LSU	L	192.725	
	UC Santa Barbara	W	186.725	
2/7	WASHINGTON	L	194.225	193.200
	UC DAVIS	W	190.425	
2/14	STANFORD	L	194.150	192.850
2/21	Arizona State	L	195.950	192.925
2/23	Nebraska	L	196.625	191.500
	Arizona State	L	195.6	
	Eastern Michigan	W	188.675	
3/8	San Jose State	W	188.175	190.400
	UC Santa Barbara	W	189.65	
	Sacramento State	W	189.65	
3/14	Boise State	L	194.325	191.600
	Washington	L	194.125	
3/22	Pac-10 Championships			194.325 (7th)
4/5	NCAA West Regionals			193.05 (6th)

1996

16-12 • Head Coach: Alfie Mitchell

DATE	OPPONENT	W/L	OPPONENT	CAL SCORE
1/19	ARIZONA	L	191.875	190.875 (2nd)
	SACRAMENTO STATE	W	185.725	
	SAN JOSE STATE	W	183.6	
1/26	Denver	L	190.5	188.500
	Oklahoma	W	186.425	
	Air Force	W	182.35	
2/3	WASHINGTON	W	192.650	192.675

YEAR-BY-YEAR SCHEDULE & RESULTS

2/9	UC Davis	W	185.5	190.800
	UC Santa Barbara	W	188.05	
2/16	Arizona State	L	195.85	191.400
	Nebraska	L	193.925	
	Utah State	W	190.775	
2/24	at UCLA	L	194.8	192.300
	Denver	W	191.05	
	Seattle Pacific	W	187	
3/8	CAL INVITATIONAL			
	MICHIGAN STATE	W	193.575	193.925 (1st)
	WEST VIRGINIA	W	192.35	
	BOISE STATE	W	191.15	
	BALL STATE	W	190.925	
	UC SANTA BARBARA	W	187.25	
3/16	OREGON STATE	L	196.025	191.925
3/23	Pac-10 Championships			192.375 (7th)
3/29	STANFORD	W	193.050	194.100
4/13	NCAA West Regionals			191.25 (7th)

1995

7-18 • Head Coach: Alfie Mitchell

DATE	OPPONENT	W/L	OPPONENT	CAL SCORE
1/13	Stanford	L	190.575	184.200
1/20	San Jose State	W	182.4	188.100
	UC Davis	W	178.475	
1/27	UCLA	L	189.125	186.075
	STANFORD	L	188.425	
	DENVER	W	185.125	
2/3	OREGON STATE	L	191.175	188.450
2/11	Gilda Marx Invite (UCLA)			
	UCLA	L	194.7	186.7 (4th)
	Arizona State	L	191.825	
	CSU Fullerton	L	190.475	
2/18	UC SANTA BARBARA	L	186.925	186.675
	UC DAVIS	W	181.425	
3/5	ALASKA-ANCHORAGE	W	180.225	191.150
3/12	Bulldog Invite (Georgia)			
	Georgia	L	197.625	191.825 (4th)
	UCLA	L	196.475	
	Nebraska	L	193.25	
	Penn State	W	191.55	
	UMass	W	190.525	
3/19	WASHINGTON	L	194.050	190.425
3/25	Pac-10 Championships			190.275 (7th)
4/8	NCAA West Regionals			191.65 (5th)

1994

14-8 • Head Coach: Alfie Mitchell

DATE	OPPONENT	W/L	OPPONENT	CAL SCORE
1/14	Oregon State	L	189.825	184.575
1/23	UC Davis	W	178.05	188.15
1/28	UC Santa Barbara	L	188.625	188.25
	San Jose State	W	180.45	
2/4	STANFORD	W	188.8	189.725
2/11	Arizona	W	188.35	190.45 (1st)
	Ohio State	W	188.9	
	UMass	W	189.175	
2/18	SAN JOSE STATE	W	177.450	188.400
2/25	Stanford	W	189.650	189.875
	Minnesota	W	187.525	
	UC Davis	W	183.4	
3/4	ARIZONA STATE	W	190.350	192.250
3/11	ILLINOIS	W	182.457	189.625
	SEATTLE PACIFIC	W	181.95	
	SACRAMENTO STATE	W	181.9	
3/26	Pac-10 Championships			186.925 (7th)
4/9	NCAA West Regionals			190.025 (5th)
4/21-23	NCAA Championships (Utah)	Individuals		

1993

8-12 • Head Coach: Pam Burgess

DATE	OPPONENT	W/L	OPPONENT	CAL SCORE
1/15	Arizona State	L	192.70	185.60
1/22	STANFORD	L	188.15	186.45
1/29	Stanford	L	189.925	183.975
	UC Santa Barbara	W	183.15	
2/6	BYU	W	151.50	184.85
2/13	ARIZONA	L	193	185.95
	UC SANTA BARBARA	L	186.95	
2/20	UCLA Invite			
	UCLA	L	194.25	184.95 (3rd)
	Arizona State	L	191.35	
	Minnesota	W	184.9	
	Illinois	W	183.55	
2/26	WASHINGTON	W	189.75	190.05
	SEATTLE PACIFIC	W	184.5	
3/12	Pac-10 Championships			189.4 (6th)
3/18	UC DAVIS	W	184.85	189.20
4/3	NCAA West Regionals	Individuals		

1992

10-8 • Head Coach: Pam Burgess

DATE	OPPONENT	W/L	OPPONENT	CAL SCORE
1/17	UC SANTA BARBARA	W	184.10	188.10
1/24	UC Davis	W	182.4	187.55
	UC Santa Barbara	W	183.55	
1/31	NEW MEXICO	W	187.8	190.35
	UC DAVIS	W	184.45	
	SEATTLE PACIFIC	W	181.6	
2/14	Washington	L	191.25	188.60
2/15	Seattle Pacific	W	185.40	189.80
2/28	Stanford	W	189.05	189.65
	Sacramento State	W	175.55	
3/13	Oregon State	L	194.65	189.20
3/21	UCLA	L	192.25	191.45
3/28	Pac-10 Championships			189.95 (6th)
4/11	NCAA WEST REGIONALS			192.1 (3rd)
4/24-25	NCAA Championships			190.7 (8th)

1991

17-14 • Head Coach: Pam Burgess

DATE	OPPONENT	W/L	OPPONENT	CAL SCORE
1/12	SAN JOSE STATE	W	175.20	183.65
1/18	STANFORD	L	185.4	183.60
	NEW HAMPSHIRE	W	182.25	
	UC DAVIS	W	179.5	
1/26	Stanford	L	186.7	185.30
	UC Davis	W	175.65	
	Sacramento State	W	158.45	
2/8	CAL INVITATIONAL			
	OREGON STATE	L	189.75	188.4 (2nd)
	SEATTLE PACIFIC	W	180.25	
	UC SANTA BARBARA	W	175.75	
2/15	Arizona	L	189.25	186.45
2/22	ARIZONA STATE	W	186.7	188.15
	UC SANTA BARBARA	W	178.15	
	SACRAMENTO STATE	W	167.65	
3/2-3	at UCLA	L	191	185.55 (4th)
	Oregon State	L	193.25	
	Arizona State	L	189.25	
3/8	Oregon State	L	192.95	188.05
	Seattle Pacific	W	183.5	
3/10	BALL STATE	W	182.45	187.70
	ALASKA-ANCHORAGE	W	175.20	
3/16	Pac-10 Championships			186.9 (7th)
3/23	San Jose State	W	181.2	187.80
	UC Davis	W	184.4	
	UC Santa Barbara	W	178.4	
	Sacramento State	W	172.2	
4/6	NCAA West Regionals			190.55 (2nd)
4/19-20	NCAA Championships (Alabama)	Individuals		

YEAR-BY-YEAR SCHEDULE & RESULTS

1990

11-11 • Head Coach: Pam Burgess

DATE	OPPONENT	W/L	OPPONENT	CAL SCORE
1/12	WASHINGTON	L	183.45	183.25
1/26	at UCLA	L	188.65	178.35
1/28	STANFORD	W	180.1	182.60
2/9	CAL INVITATIONAL			
	BOISE STATE	W	181	186.2 (1st)
	UC SANTA BARBARA	W	179.85	
	CAL POLY SAN LUIS OBISPO	W	172	
2/16	Southwest Cup			
	Arizona State	L	189.3	184.45 (3rd)
	CSU Fullerton	L	187.6	
	Maryland	W	178.1	
2/24	New Hampshire	W	183.25	183.30
	Northeastern	W	183.15	
3/2	ARIZONA	L	189.60	187.55
3/9	Hobee Invite			
	CSU Fullerton	L	189.85	186.5 (2nd)
	Stanford	W	186.4	
	Michigan	W	181.6	
3/17	Pac-10 Championships			185.4 (5th)
3/23	Cal Poly San Luis Obispo	L	185.50	185.35
4/7	NCAA West Regionals			185.9 (T5th)
4/20-21	NCAA Championships	Individuals		

1989

5-14 • Head Coach: Pam Burgess

DATE	OPPONENT	W/L	OPPONENT	CAL SCORE
1/13	Husky Classic			
	Nebraska	L	187.15	176.4 (5th)
	Arizona	L	186.15	
	Oregon State	L	184.7	
	Washington	L	183.2	
1/21	STANFORD	W	183.45	185.45
1/27	OREGON STATE	L	185.60	183.25
2/4	UC Davis	incomplete team		
2/10	CAL POLY SAN LUIS OBISPO	W	179.85	184.90
	SACRAMENTO STATE	W	168.75	
2/18	Boise State	L	184.65	182.45
3/4	Pac-10 Championships			185 (7th)
3/12	Stanford	L	189.55	185.40
3/17	CAL INVITATIONAL			
	UCLA	L	192.6	182.25 (2nd)
	SOUTHERN UTAH STATE	W	165.05	
3/24	San Jose State	W	182.95	186.30
3/31-4/1	NCAA West Regionals			183.3 (7th)

1988

7-15 • Head Coach: Pam Burgess

DATE	OPPONENT	W/L	OPPONENT	CAL SCORE
1/23	CAL INVITATIONAL			
	STANFORD	L	175.6	174.45 (2nd)
	CAL POLY SAN LUIS OBISPO	W	169.45	
	CHICO STATE	W	133.95	
1/30	Oregon State	L	185.05	176.15
2/7	WASHINGTON	L	180.90	178.65
2/13	at UCLA	L	185.1	176.50
	UC Santa Barbara	W	174.3	
2/19	Washington	L	184.2	177.75
	UC Santa Barbara	W	175.85	
2/20	Seattle Pacific	L	181.45	179.2
2/26	Arizona	L	185.35	179.35
	Missouri	W	179.00	
3/4	ARIZONA STATE	L	183.55	178.55
	NORTHERN MICHIGAN	W	175.4	
3/5	WESTERN MICHIGAN	L	180.30	179.05
3/13	BOISE STATE	W	181.35	183.15
3/26	Pac-10 Championships			179.55 (7th)
4/9	NCAA West Regionals	Individuals		

1987

10-18 • Head Coach: Pam Burgess

DATE	OPPONENT	W/L	OPPONENT	CAL SCORE
1/17	Oregon State	L	179.20	174.70
1/24	at UCLA	L	186.8	174.80
	Santa Barbara	W	166.45	
1/31	CAL INVITATIONAL			
	WASHINGTON	W	179.55	180.4(1st)
	STANFORD	W	176.15	
	UC SANTA BARBARA	W	170.15	
2/6	Stanford	L	181	178.55
	New Mexico	L	180.8	
2/13	Seattle Pacific	W	176.95	181.45
	San Jose State	W	173.45	
2/14	Arizona State	L	185.80	178.35
2/21	STANFORD	W	171.45	177.95
2/27	Georgia	L	185.8	170.80
	Florida	L	184.4	
	Georgia College	W	165.5	
3/6	Shanico Invitational			
	Washington	L	184.5	175.9 (6th)
	Arizona	L	184.45	
	Oregon State	L	183.2	
	Boise State	L	179.15	
	Washington State	L	176.65	
3/13	WASHINGTON STATE	W	176.65	178.9
3/28	Pac-10 Championships			178.65 (7th)
4/11	NCAA West Regionals			178.15 (6th)

1986

11-9 • Head Coach: Pam Burgess

DATE	OPPONENT	W/L	OPPONENT	CAL SCORE
1/16	WASHINGTON	L	179.5	177.70
	MARYLAND	W	175.8	
1/18	OREGON STATE	W	176.60	177.50
1/24	Utah	L	186.05	180.15
	Washington	L	182.55	
1/25	Utah State	L	178.45	178.15
2/1	San Jose State	W	168.10	176.20
2/9	OREGON	W	173.70	180.65
2/15	Washington	L	185.6	182.00
	Stanford	W	181.7	
2/22	Oregon State	L	182.45	181.00
2/28	Stanford	W	178.05	179.8
	Georgia	L	180.6	
	Michigan	W	167.98	
3/9	NEW MEXICO	W	173.45	180.20
3/15	STANFORD	W	179.90	184.85
3/22	NorPac Championships			183.15 (3rd)
4/5	NCAA West Regionals			181 (6th)
4/18-19	NCAA Championships (Florida)	Individuals		

1985

10-15 • Head Coach: Diane Dunbar

DATE	OPPONENT	W/L	OPPONENT	CAL SCORE
1/18	CAL INVITATIONAL			
	ARIZONA STATE	L	181.25	174.9 (3rd)
	USC	L	176.5	
	SAN JOSE STATE	W	169	
1/26	WASHINGTON STATE	W	173.1	175.35
	CSU NORTHBRIDGE	W	169.15	
	SONOMA STATE	W	119.7	
2/1	Oregon State	L	182.25	171.65
2/2	Oregon	W	168.45	173.70
2/9	STANFORD	L	180.2	130.15
2/15	Cardinal Classic			
	Stanford	L	182.3	175.5 (4th)
	San Diego State	L	176.4	
	Washington	L	179.00	
2/16	WASHINGTON	L	181.75	158.10
3/1	Arizona	L	182.1	175.1
	UCLA	L	178.55	



YEAR-BY-YEAR SCHEDULE & RESULTS

3/2	Arizona State	L	188.7	178.40
	Nebraska	L	182.35	
	UCLA	W	177.6	
3/10	UTAH STATE	W	178.7	180.75
	CSU LONG BEACH	W	174.6	
3/16	NorPac Championships			173.6 (4th)
3/30	NCAA West Regionals	Individuals		
4/12-13	NCAA Championships (Utah)	Individuals		

1984

15-13 • Head Coach: Diane Dunbar

DATE	OPPONENT	W/L	OPPONENT	CAL SCORE
12/28	Aloha Gymfest			
	Arizona State	L	182.6	170.95 (5th)
	Oregon State	L	176.35	
	USC	L	173.95	
	Washington	L	178.95	
	Boise State	W	154.05	
1/7	UCLA	L	180.75	178.55
1/21	GOLDEN BEAR INVITE			
	ARIZONA	L	178.9	175.75 (3rd)
	OREGON STATE	L	178.8	
	NEW MEXICO	W	174.7	
1/27	CSU Fullerton	L	183.65	174.95
	CSU Northridge	W	151.95	
2/4	CAL INVITATIONAL			
	STANFORD	L	179.15	177.65 (3rd)
	WASHINGTON	L	177.85	
	DENVER	W	170.95	
2/10	Washington	L	182.15	171.55
	Oregon State	L	180.2	
2/11	Washington State	L	176.9	175.20
	BYU	W	174.1	
	Seattle Pacific	W	172	
2/18	San Jose State	W	168.30	177.25
2/25	OREGON	W	168.8	181.00
	UC DAVIS	W	166.25	
3/2	Stanford	W	181.70	183.80
3/9	NorPac Championships			183.9 (1st)
3/24	NCAA West Regionals			179.45 (5th)
4/6-7	NCAA Championships	Individuals		

1983

9-8 • Head Coach: Diane Dunbar

DATE	OPPONENT	W/L	OPPONENT	CAL SCORE
1/21	SAN JOSE STATE	W	121.45	171.3
1/29	CAL INVITATIONAL			
	WASHINGTON	L	174.7	171.5 (3rd)
	STANFORD	L	172.2	
	CSU LONG BEACH	W	169.05	
2/4	Oregon State	L	180.55	166.9
2/6	WASHINGTON STATE	W	169.45	176.4
2/11	Stanford	L	174.95	173.05
2/19	MINNESOTA	W	177.15	177.25
2/25	UC Davis	W	159.05	174.45
	San Francisco State	W	164.4	
	Oregon State	W	67.65	
2/28	UTAH	L	184.05	179.55
3/3	CSU Long Beach	W	173.05	174.4
3/4	San Diego State	L	177.75	176.05
3/11-12	NorPac Championships			177.6 (3rd)
3/25-26	NCAA Regionals			174 (7th)

1982

8-9 • Head Coach: Diane Dunbar

DATE	OPPONENT	W/L	OPPONENT	CAL SCORE
1/9/82	CAL INVITATIONAL			
	NEW MEXICO	L	135.3	128.5 (4th)
	WASHINGTON	L	132.35	
	CSU NORTHBRIDGE	L	131.05	
	UC DAVIS	W	127.65	

1/16	CSU Long Beach	W	129.05	129.85
1/29	Stanford	L	141.7	125.85
2/6	FRESNO STATE	W	128.8	131.70
2/7	USC	L	141	130.8
	OREGON	L	132.25	
2/12	Seattle Pacific	W	126.1	128.75
2/13	Washington	L	136.1	129.65
2/26	San Jose State	L	130.1	135.85
	UC Davis	W	136.95	
	San Francisco State	W	134.25	
3/6-7	NorCal Championships			136.85 (2nd)

1981

6-15 • Head Coach: Dale Flansaas

DATE	OPPONENT	W/L	OPPONENT	CAL SCORE
12/6/80	Stanford Collegiate Pairs Inv.	N/A		117 (3rd)
1/10/81	CAL INVITATIONAL			
	WASHINGTON	L	132.75	120.25
	UC DAVIS	L	127.9	
	DENVER	L	127.1	
	SACRAMENTO STATE	L	121.45	
	CSU NORTHBRIDGE	W	118.7	
	SAN FRANCISCO STATE	W	111.7	
	CSU HAYWARD	W	110.2	
1/16	San Jose State	W	113.0	125.15
1/30	Fresno State	L	121.25	120.05
	Cal Poly Pomona	W	107.4	
2/13	Arizona State	L	142.65	119.10
	Oregon	L	130.8	
2/15	UCLA Invitational	N/A		119.65 (7th)
2/21	STANFORD	L	139.85	126.10
2/28	ARIZONA	L	133.0	128.5
3/6	at BYU	L	141.95	132.5
	Oregon	L	136.8	
3/7	Northern Colorado	L	131.35	128.55
	Denver	L	136.35	
3/21	NorCal Championships			130.8 (3rd)
3/27-28	WIAW Regionals	Individuals		
4/10	AIWA Nationals (Utah)	Individuals		

1980

6-11 • Head Coach: Dale Flansaas

DATE	OPPONENT	W/L	OPPONENT	CAL SCORE
1/5	CAL INVITATIONAL			
	DENVER	L	118.45	118.4 (2nd)
	WASHINGTON	W	117.25	
	CHICO STATE	W	110.25	
	UC DAVIS	W	109.55	
1/24	OREGON	L	132.45	122.0
	SEATTLE PACIFIC	W	109.75	
1/26	OREGON STATE	L	139.20	124.75
2/2	FRESNO STATE	L	132.1	126.75
	NORTHERN COLORADO	W	121.15	
2/8	at San Jose State	L	125.25	122.75
2/15	at Stanford	L	137.45	129.10
2/29	UCLA Invitational	L	N/A	126.35 (7th)
3/10	BYU	L	139	130.95
	NEW MEXICO	L	133.2	
3/14	NorCal Championships			130.55 (3rd)
3/21-22	WIAW Regionals (SDSU)			130.33 (8th)
4/5-6	AIWA Nationals (LSU)	Individuals		

1979

5-10 • Head Coach: Dan Millman

DATE	OPPONENT	W/L	OPPONENT	CAL SCORE
12/9/78	Sonoma State Invitational	L	N/A	105.75(5th)
1/6/79	CAL INVITATIONAL			
	ARIZONA STATE	L	117.25	109.65 (4th)
	UCLA	L	116.25	
	UC DAVIS	L	112.8	

YEAR-BY-YEAR SCHEDULE & RESULTS

	SACRAMENTO STATE	W	109.15	
	CHICO STATE	W	98.7	
1/12	at USC	L	133.4	115.5
1/19	Sacramento State	L	119.95	108.85
1/26	Fresno State	W	90.5	101.7
2/3	SAN JOSE STATE	L	122.80	108.15
2/9	Oregon State	L	125.6	108.1
2/25	STANFORD	W	117.65	119.10
3/10	NorCal Championships (SJSU)	L	130.55	119.15 (3rd)
3/16-17	WAIW Regionals (SJSU)	Individuals		

1978

3-12 • Head Coach: Dan Millman

DATE	OPPONENT	W/L	OPPONENT	CAL SCORE
1/12	CSU NORTHRIDGE	W	103.75	107.1
1/28	Stanford	W	116.1	117.15
	Fresno State	W	92.1	
2/4	SAN JOSE STATE	L	121.75	108.05
2/11	Fresno State	L	99.2	85.2
2/14	San Jose State	L	125.95	52.60
2/17	CAL INVITATIONAL			
	OREGON STATE	L	128.6	4th - Inc. team
	ARIZONA STATE	L	126.8	
	WASHINGTON	L	123.8	
2/23	San Diego State	L	132.5	88.65
	Northern Colorado	L	127.95	
2/25	FRESNO STATE	L	102.00	85.20
3/3	NorCal Championships (SJSU)	L	131.80	68.9 (4th)

1977

5-4 • Head Coach: Molly Rackham

DATE	OPPONENT	W/L	OPPONENT	CAL SCORE
1/12	Sacramento State	L	N/A	N/A
	Sonoma State	W	N/A	N/A
1/29	CHICO STATE	L	194.3	145.72
	FRESNO STATE	W	114	
2/4	San Jose State	L	107.55	113.15
	Nevada-Reno	W	125.35	
2/9	San Francisco State	W	90.35	106.20
2/11	UC Davis	L	116.05	112.35
	Sonoma State	W	63	
3/5	NCIAC Championships	N/A	N/A	N/A (7th)

1976

0-3* • Head Coach: Debbie Bailey

DATE	OPPONENT	W/L	OPPONENT	CAL SCORE
1/15	San Jose State	L	189.40	185.80
1/20	CSU HAYWARD	N/A	N/A	N/A
1/24	SACRAMENTO STATE	L	198.85	193.85
2/4	SAN FRANCISCO STATE	N/A	N/A	N/A
2/14	Chico State	N/A	N/A	N/A
2/21	Fresno State	N/A	N/A	N/A
2/27	NEVADA-RENO	L	97.95	89.85
3/6	NCIAC Championships	N/A	N/A	94.8 (3rd)

1975

1-0* • Head Coach: Debbie Bailey

DATE	OPPONENT	W/L	OPPONENT	CAL SCORE
2/10	CSU LONG BEACH	W	64.65	65.85
2/15	Humboldt	N/A	N/A	N/A
2/20	Sonoma	N/A	N/A	N/A
3/1	NCIAC Championship (SFSU)	N/A	N/A	N/A
3/5	San Francisco State	N/A	N/A	N/A
3/7	FRESNO STATE	N/A	N/A	N/A
3/14-15	WAIW Regionals (Nevada)	N/A	N/A	N/A
3/22	DGWS Optionals (Consumnes)	N/A	N/A	N/A
4/4-6	AIAW Nationals (CSU Hayward)	N/A	N/A	N/A

4/16	San Jose State (SFSU)	N/A	N/A	N/A
	Sacramento (SFSU)	N/A	N/A	N/A

1974

4-3* • Head Coach: Sue Williamson

DATE	OPPONENT	W/L	OPPONENT	CAL SCORE
2/14	Consumnes	N/A	N/A	N/A
	Fresno State	N/A	N/A	N/A
2/23	Sonoma State	W	64.12	149.93
	Fresno State	W	72.71	
3/2	DGWS Optionals (Cosumnes)	N/A	N/A	N/A
3/15-17	AIAW Regionals (San Diego)	N/A	N/A	N/A
3/23	NCIAC Championships (SJSU)	N/A	N/A	N/A
4/4-6	AIAW Championships (Sacramento)	Individuals		
4/20	Chico State	W	156.5	180.65
	San Jose State	L	220.8	
	Sonoma State	W	103.8	
4/27	CSU HAYWARD	L	257.85	199.20
	SAN JOSE STATE	L	236.65	

* indicates records are incomplete
N/A indicates no score available

SERIES RECORDS

*Regular season records include conference championship competition records

Team	Regular Season	NCAA Regionals	NCAA Champs	All-Time	Team	Regular Season	NCAA Regionals	NCAA Champs	All-Time
Air Force	4-0			4-0	Sonoma State	4-0			4-0
Alabama	Have Not Met	0-1	0-1	0-2	Southern Conn.	1-0			1-0
Alaska-Anchorage	3-0			3-0	Southern Utah	2-1			2-1
Arizona	6-50		0-1	6-51	Stanford	18-70	4-8-1	1-0	23-78-1
Arizona State	7-54	0-1	0-1	7-55	Temple	1-0			1-0
Arkansas	0-2	0-1		0-3	TWU	0-1			0-1
Auburn	1-0			1-0	Towson	1-0			1-0
Ball State	3-1			3-1	UC Davis	41-7	1-0		42-7
Boise State	8-7	7-6		15-13	UC Santa Barbara	21-3	1-0		22-3
Brown	2-0			2-0	UCLA	1-59	1-13	1-0	3-72
BYU	3-2	1-1	1-0	5-3	UMass	2-0			2-0
Cal Poly Pomona	1-0			1-0	UNC	1-1			1-1
Cal Poly SLO	3-1			3-1	USC	0-4	0-1		0-5
Chico State	4-1			4-1	Utah	0-6	0-2	0-1	0-9
CSU Fullerton	9-7	5-7		14-14	Utah State	6-4			6-4
CSU Hayward	1-1			1-1	Washington	10-66	3-11		13-77
CSU Long Beach	5-0			5-0	Washington State	4-1			4-1
CSU Northridge	4-1			4-1	West Virginia	1-1			1-1
Denver	3-10	0-1		3-11	Western Michigan	0-2			0-2
Eastern Michigan	1-1			1-1					
Florida	0-2		1-0	1-2					
Fresno State	9-6	0-1		9-7					
George Washington	1-0			1-0					
Georgia	0-3	0-1	0-1	0-5					
Georgia College	1-0			1-0					
Illinois	2-0			2-0					
Illinois State	3-0			3-0					
Illinois-Chicago	3-2			3-2					
Iowa	1-0			1-0					
Iowa State	1-0			1-0					
Kentucky	1-1			1-1					
LSU	0-1			0-1					
Maryland	2-3			2-3					
Michigan	2-2			2-2					
Michigan State	1-2			1-2					
Minnesota	3-0	1-0		4-0					
Missouri	1-1	0-1		1-2					
NC State	1-1			1-1					
Nebraska	0-7	0-1		0-8					
Nevada-Reno	1-1			1-1					
New Hampshire	2-0			2-0					
New Mexico	3-3			3-3					
Northeastern	1-0			1-0					
Northern Colorado	1-2			1-2					
Northern Michigan	1-0			1-0					
Ohio State	1-1			1-1					
Oklahoma	2-1	0-1		2-2					
Oklahoma State	0-1			0-1					
Oregon	6-4			6-4					
Oregon State	5-68	0-16	0-1	5-85					
Penn	2-0			2-0					
Penn State	1-0		0-1	1-1					
Pittsburgh	1-0			1-0					
Sacramento State	19-13	1-0		20-13					
San Diego State	0-3	0-1		0-4					
San Francisco State	4-0			4-0					
San Jose State	28-20			28-20					
Seattle Pacific	22-1			22-1					

CAL AT THE PAC-12 CHAMPIONSHIPS

2013

at Corvallis, Ore.

Place	Team	Score
1.	Oregon State	197.850
2.	UCLA	197.375
3.	Utah	197.075
4.	Stanford	196.062
5.	Washington	195.875
6.	Arizona	195.525
7.	Cal	195.075
8.	Arizona State	193.425

2012

at Salt Lake City, Utah

Place	Team	Score
1.	UCLA	197.425
2.	Utah	197.375
3.	Oregon State	197.025
4.	Stanford	196.825
5.	Arizona	195.900
6.	Arizona State	194.550
7.	Washington	194.125
8.	Cal	193.525

2011

at Los Angeles, Calif.

Place	Team	Score
1.	Oregon State	197.200
2.	UCLA	196.750
3.	Washington	196.025
4.	Stanford	195.975
5.	Arizona	195.475
6.	Cal	191.575
7.	ASU	190.450

2010

at Tucson, Ariz.

Place	Team	Score
1.	UCLA	196.350
2.	Stanford	196.550
3.	Oregon State	195.950
4.	Arizona	195.875
5.	Washington	193.825
6.	Cal	191.475
7.	ASU	190.675

2009

at Stanford Calif.

Place	Team	Score
1.	UCLA	196.625
2.	Oregon State	196.550
3.	Stanford	196.525
4.	Washington	194.375

5.	Arizona	194.325
6.	ASU	194.000
7.	Cal	191.750

2008

at Seattle, Wash.

Place	Team	Score
1.	Stanford	197.000
2.	Oregon State	196.550
3.	UCLA	196.200
4.	Arizona	195.725
5.	Cal	193.400
6.	Washington	193.375
7.	ASU	191.925

2007

at Tempe, Ariz.

Place	Team	Score
1.	UCLA	197.200
2.	Stanford	196.950
3.	Oregon State	196.300
4.	Arizona	196.000
5.	Washington	194.775
6.	ASU	194.550
7.	Cal	193.650

2006

at Corvallis, Ore.

Place	Team	Score
1.	Stanford	197.100
2.	UCLA	196.800
3.	Oregon State	196.400
4.	ASU	193.900
5.	Arizona	193.750
6.	Washington	192.750
7.	Cal	192.725

2005

at Berkeley, Calif.

Place	Team	Score
1.	UCLA	197.100
2.	Arizona	195.925
3.	Oregon State	195.900
4.	Stanford	194.600
5.	Washington	194.425
6.	ASU	192.975
7.	Cal	163.550

2004

at Tucson, Ariz.

Place	Team	Score
1.	Stanford	197.900

2.	UCLA	197.875
3.	Oregon State	197.075
4.	Arizona	196.775
ASU	196.775	
6.	Washington	196.425
7.	Cal	195.625

2003

at Los Angeles, Calif.

Place	Team	Score
1.	UCLA	198.175
2.	Stanford	197.700
3.	ASU	197.075
4.	Washington	196.750
5.	Oregon State	196.650
6.	Arizona	195.950
7.	Cal	195.925

2002

at Stanford, Calif.

Place	Team	Score
1.	UCLA	197.625
2.	Arizona	197.050
3.	Stanford	196.150
4.	Oregon State	196.125
5.	Washington	195.425
6.	ASU	194.125
7.	Cal	189.700

2001

at Seattle, Wash.

Place	Team	Score
1.	Stanford	197.850
2.	UCLA	197.800
3.	Washington	197.475
4.	Oregon State	196.550
5.	ASU	195.725
6.	Arizona	195.525
7.	Cal	193.750

2000

at Tempe, Ariz.

Place	Team	Score
1.	UCLA	197.700
2.	Oregon State	196.575
3.	Washington	195.900
4.	ASU	195.875
5.	Cal	194.675
6.	Stanford	193.850
7.	Arizona	192.950

CAL AT THE PAC-12 CHAMPIONSHIPS

1999

at Corvallis, Ore.

Place	Team	Score
1.	UCLA	197.775
2.	Oregon State	197.400
3.	ASU	196.025
4.	Arizona	195.150
Stanford	195.150	
6.	Washington	194.425
7.	Cal	192.475

1998

at Los Angeles, Calif.

Place	Team	Score
1.	Stanford	195.275
2.	Oregon State	194.950
3.	ASU	194.900
4.	UCLA	194.700
5.	Washington	193.700
6.	Arizona	192.800
7.	Cal	189.200

1997

at Tucson, Ariz.

Place	Team	Score
1.	UCLA	196.550
2.	Stanford	196.325
3.	Washington	196.025
4.	Oregon State	195.000
5.	Arizona	194.950
6.	ASU	194.925
7.	Cal	194.325

1996

at Corvallis, Ore.

Place	Team	Score
1.	Oregon State	196.775
2.	ASU	195.525
3.	Arizona	195.175
4.	UCLA	194.625
5.	Washington	193.150
6.	Stanford	193.000
7.	Cal	192.375

1995

at Tempe, Ariz.

Place	Team	Score
1.	UCLA	195.400
2.	ASU	195.150
3.	Arizona	193.450
4.	Oregon State	193.400
5.	Stanford	191.825
6.	Washington	191.625

7.	Cal	190.275
-----------	------------	----------------

1994

at Seattle, Wash.

Place	Team	Score
1.	Oregon State	194.825
2.	UCLA	193.850
3.	ASU	193.650
4.	Stanford	191.550
5.	Washington	190.950
6.	Arizona	189.875
7.	Cal	186.925

1993

at Stanford, Calif.

Place	Team	Score
1.	UCLA	194.550
2.	Oregon State	193.800
3.	Arizona	193.200
4.	ASU	192.900
5.	Washington	190.800
6.	Cal	189.400
7.	Stanford	189.000

1992

at Tucson, Ariz.

Place	Team	Score
1.	Oregon State	194.85
2.	Arizona	194.70
3.	UCLA	193.65
4.	ASU	192.55
5.	Stanford	191.20
6.	Cal	189.95
7.	Washington	189.15

1991

at Los Angeles, Calif.

Place	Team	Score
1.	Oregon State	194.65
2.	UCLA	191.15
3.	Arizona	189.95
4.	ASU	189.50
5.	Stanford	187.75
6.	Washington	187.55
7.	Cal	186.90

1990

at Berkeley, Calif.

Place	Team	Score
1.	UCLA	191.50
2.	Arizona	189.30
3.	ASU	188.90
4.	Oregon State	185.45

5.	Cal	185.40
-----------	------------	---------------

6.	Washington	185.10
----	------------	--------

7.	Stanford	183.45
----	----------	--------

1989

at Corvallis, Ore.

Place	Team	Score
1.	UCLA	195.20
2.	Oregon State	193.65
3.	ASU	191.10
4.	Arizona	190.00
5.	Washington	188.70
6.	Stanford	186.55
7.	Cal	185.00

1988

at Tempe, Ariz.

Place	Team	Score
1.	UCLA	189.45
2.	ASU	187.05
3.	Oregon State	185.95
4.	Arizona	185.30
5.	Washington	184.20
6.	Stanford	182.55
7.	Cal	179.55

1987

at Pullman, Wash.

Place	Team	Score
1.	UCLA	188.45
2.	Arizona	187.65
3.	Washington	186.15
4.	ASU	186.10
5.	Oregon State	185.25
6.	Stanford	181.75
7.	Cal	178.65
8.	WSU	177.95

CAL AT THE NORCAL CHAMPIONSHIPS

1986 (NORPAC)

at Seattle, Wash.

1.	Washington	185.80
2.	Oregon State	185.70
3.	Cal	183.15
4.	Oregon	176.40
5.	San Jose State	175.90
6.	Washington State	157.15

1985 (NORPAC)

at Unknown

1.	Oregon State	184.45
2.	Washington	181.8
3.	Washington State	178.55
4.	Cal	173.6
5.	San Jose State	167.6
6.	Oregon	160.75

1984 (NORPAC)

at Berkeley, Calif.

1.	Cal	183.9
2.	Washington	179.40
3.	Oregon State	179.35
4.	San Jose State	167.00
5.	Oregon	165.85
6.	Washington State	154.50

1983 (NORPAC)

at Pullman, Wash.

1.	Oregon State	183.2
2.	Washington	180.0
3.	Cal	177.6
4.	Washington State	173.8

1982 (NORCAL)

at Unknown

1.	Stanford	143.15
2.	Cal	136.85
3.	Fresno State	130.7
4.	San Jose State	126.8

1981 (NORCAL)

at Fresno, Calif.

1.	Stanford	139.2
2.	Fresno State	133.85
3.	Cal	130.8
4.	San Jose State	115.55

1980 (NORCAL)

at San Jose, Calif.

1.	Stanford	134.80
2.	San Jose State	130.70
3.	Cal	130.55
4.	Fresno State	127.65

1979 (NORCAL)

at San Jose, Calif.

1.	San Jose State	130.55
2.	Stanford	127.25
3.	Cal	119.15
4.	Fresno State	110.35

1978 (NORCAL)

at San Jose, Calif.

1.	San Jose State	131.80
2.	Stanford	104.55
3.	Fresno State	99.65
4.	Cal	68.9

CAL AT THE NCAA REGIONAL CHAMPIONSHIPS

2013

at Corvallis, Ore.

Place	Team	Score
1.	Georgia	197.425
2.	Arkansas	196.950
3.	Arizona State	195.700
4.	Oregon State	195.375
5.	Boise State	195.350
6.	Cal	195.125

2012

at Seattle

Individuals

2011

at Corvallis, Ore.

Individuals

2008

at Corvallis, Ore.

Individuals

2007

at Berkeley, Calif.

Place	Team	Score
1.	Utah	197.325
2.	Nebraska	196.675
3.	Missouri	194.300
4.	Cal	193.900
5.	Washington	193.300
6.	Sacramento State	191.725

2006

at Stanford, Calif.

Individuals

2004

at Corvallis, Ore.

Place	Team	Score
1.	Oklahoma	197.100
2.	Alabama	196.900
3.	Oregon State	196.850
4.	Boise State	195.275
5.	Cal	195.175
6.	CSU Fullerton	193.150

2003

at Salt Lake City, Utah

Place	Team	Score
1.	Utah	196.975
2.	Stanford	196.625
3.	Denver	195.350
4.	Cal	195.025

5.	Minnesota	193.125
6.	BYU	192.400

2002

at Corvallis, Ore.

Individuals

2001

at Los Angeles, Calif.

Place	Team	Score
1.	UCLA	197.775
2.	Oregon State	194.075
3.	BYU	193.050
4.	Cal	192.175
5.	Boise State	190.600
6.	CSU Fullerton	189.800

1999

at Corvallis, Ore.

Individuals

1998

at Seattle

Place	Team	Score
1.	Washington	196.150
2.	UCLA	195.100
3.	Stanford	194.625
4.	Boise State	193.925
5.	Oregon State	193.250
6.	Cal	190.600
7.	UC Davis	187.725

1997

at Boise, Idaho

Place	Team	Score
1.	UCLA	196.300
2.	Washington	195.725
3.	Oregon State	195.075
4.	Boise State	194.750
5.	Stanford	193.950
6.	Cal	193.050
7.	CSU Fullerton	190.925

1996

at Corvallis, Ore.

Place	Team	Score
1.	UCLA	195.450
2.	Oregon State	195.000
3.	Stanford	194.700
4.	Washington	193.350
5.	Boise State	192.250
6.	CSU Fullerton	191.475
7.	Cal	191.250

1995

at Corvallis, Ore.

Place	Team	Score
1.	UCLA	195.950
2.	Oregon State	194.925
3.	Stanford	192.575
4.	Washington	192.400
5.	Cal	191.650
6.	CSU Fullerton	191.150
7.	Boise State	191.075

1994

at Boise, Idaho

Place	Team	Score
1.	UCLA	194.300
2.	Oregon State	193.550
3.	Washington	191.550
4.	CSU Fullerton	191.275
5.	Cal	190.025
6.	Boise State	189.450
7.	Stanford	188.775

1993

at Corvallis, Ore.

Individuals

1992

at Berkeley, Calif.

Place	Team	Score
1.	Oregon State	193.775
2.	UCLA	192.725
3.	Cal	192.100
4.	Stanford	191.250
5.	Boise State	188.775
6.	UC Santa Barbara	187.050
7.	Washington	186.525

1991

at Corvallis, Ore.

Place	Team	Score
1.	Oregon State	194.950
2.	Cal	190.550
3.	Washington	190.225
4.	UCLA	189.775
5.	CSU Fullerton	188.200
6.	Stanford	187.750
7.	Boise State	185.700

CAL AT THE NCAA REGIONAL CHAMPIONSHIPS

1990

at Los Angeles, Calif.

Place	Team	Score
1.	UCLA	192.050
2.	CSU Fullerton	191.700
3.	Oregon State	189.700
4.	Washington	187.475
T5.	Cal	185.900
T5.	Stanford	185.900
7.	Boise State	185.375

1989

at Fullerton, Calif.

Place	Team	Score
1.	UCLA	193.250
2.	CSU Fullerton	191.850
3.	Oregon State	190.850
4.	Washington	187.700
5.	Boise State	186.150
6.	Stanford	185.600
7.	Cal	183.300

1988

at Fullerton, Calif.

Individuals

1987

at Seattle

Place	Team	Score
1.	UCLA	190.750
2.	Washington	187.350
3.	Oregon State	186.350
4.	Stanford	183.800
5.	CSU Fullerton	180.600
6.	Cal	178.150
7.	Boise State	178.050

1986

at Corvallis, Ore.

Place	Team	Score
1.	CSU Fullerton	188.450
2.	UCLA	186.700
3.	Oregon State	183.700
4.	Washington	183.350
5.	Stanford	181.500
6.	Cal	181.00

1985

at Unknown

Individuals

1984

at Fullerton, Calif.

Place	Team	Score
1.	CSU Fullerton	187.300
2.	UCLA	183.450
3.	Washington	181.750
4.	Oregon State	179.950
5.	Cal	179.450
6.	Stanford	176.800

1983

at Fullerton, Calif.

Place	Team	Score
1.	Fresno State	187.900
2.	UCLA	182.950
3.	Oregon State	179.800
4.	USC	177.850
5.	Washington	176.100
6.	San Diego State	174.450
7.	Cal	174.000

CAL AT THE NCAA NATIONAL CHAMPIONSHIPS

1992

at St. Paul, Minn.

Place	Team	Score
1.	Utah	195.65
2.	Georgia	194.60
3.	Alabama	193.35
4.	Penn State	192.70
5.	Arizona	191.95
6.	Oregon State	191.30
7.	Arizona State	191.00
8.	Cal	190.70
9.	UCLA	189.80
10.	Stanford	189.10
11.	Florida	188.70
12.	BYU	187.70

NCAA REGIONALS SERIES RECORDS

TEAM	RECORD
Alabama	0-1
Arizona State	0-1
Arkansas	0-1
Boise State	7-6
BYU	1-1
CSU Fullerton	5-7
Denver	0-1
Fresno State	0-1
Georgia	0-1
Minnesota	1-0
Missouri	0-1
Nebraska	0-1
Oklahoma	0-1
Oregon State	0-16
Sacramento State	1-0
San Diego State	0-1
Stanford	4-8-1
UC Davis	1-0
UC Santa Barbara	1-0
UCLA	1-13
USC	0-1
Utah	0-2
Washington	3-11

NCAA CHAMPIONSHIPS SERIES RECORDS

TEAM	RECORD
Alabama	0-1
Arizona	0-1
Arizona State	0-1
BYU	1-0
Florida	1-0
Georgia	0-1
Oregon State	0-1
Penn State	0-1
Stanford	1-0
UCLA	1-0
Utah	0-1

ALL-TIME ROSTER

Olivere, Stina	2010-2013
Olver, Pari	1998-01
Ornellas, Mindy	1994-97
Orsino, Samantha	1990-93
Owens, Charlie	2014-present

P

Packard, Patricia	1976-78
Palmieri, Tina	1983-84
Palomares, Desiree	2014-present
Patton, Wendy	1984
Patch, Kim	1977
Paz, Crystal	2012-present
Pierce, Heather	1988, 90
Pierce, Mariesah	2010-2013
Pittullo, Britani	2003-06
Power, Erin	1993-96
Pressentin, Kristen	1987

R

Rackham, Joanne	1974-76
Rasmussen, Ann	1974-75
Rawlins, Rachel	1983-84
Redon, Leah	2009-10
Richardson, Emily	2014-present
Roberts, Shannon	1988-89
Rocchi, Vanna	2006-07
Rodgers, Polly	1983-86
Rosenzweig, Arla	2010-2013
Rusconi, Sharon	1976

S

Schmidt, Melinda	1978
Schneider, Carrie	1995-96
Schneider, Heather	1993-96
Schultz, Cynthia	1974
Seibolt, Susan	1974-75
Sentino, Reiko	2008-09
Shah, Ankita	2010-2011
Shew, Doreen	1984-85
Shigeoka, Cassie	1992-95
Shipp, Lauren	2002-05
Sibley, Barbara	1974-77
Sims, Amy	1993-94
Sincharoen, Sirinda	1993-96
Skiles, Sandra	1979-80
Smith, Karen	1977
Smith, Lisa	1985
Smyth, Kristen	1989-92
Snodgrass, Marcia	1974-76
Spomer, Chelsea	2010-2013
Stacey, Jenny	1982-83
Stinar, Melissa	2006
Stitser, Christie	1988
Stone, Katreece	2000-02
Straus, Robin	1974
Suggs, Dori	1980-81

Suksanong, Dawn	1999
Szutu, Alli	2005-08

T

Tam, Tiffany	2006-08
Takamoto, Debbie	1988
Takara, Amber	2014-present
Tatson, Gwen	1974
Tom, Cindy	1990-94

V

Valencia, Lisa	1975-76
Van Heuit, Linda	1974
Varon, Erica	2009-2012
Volding, Krista	1986

W

Wampler, Ruth	1976-77
Wang, Jennifer	1994-97
Washington, Lisa	1993-96
Watkins, Abby	1988
Webster, Kelly	1996-97
Weinberg, Laura	1978-79, 81
Wells, Nicki	2005-08
Wertz, Ingrid	1989-92
White, Vicki	1986-87
Widener, Jordan	2013-present
Williams, Lydia	2006-08
Wong, Elyse	2004-07
Wong, Rena	1977, 80-81
Wong, Sharyl	1955
Wood, Ellis	1984-87
Worner, Laura	1981-84


Y

Yamaguchi, Carrie	1979-80
Yeh, Jarmin	2000-01
Young, Nicole	1988

Z

Zarodo, Danuta	1976
Zdvorak, Kendall	2006-08

BROADCAST ROSTER




LEILANI ALFEROS
AA | 5-0 | RS SR
Rancho Santa
Margarita, Calif.



ALICIA ASTURIAS
AA | 5-7 | SR
Granite Bay, Calif.



ISABELLE CASTILLO
AA | 5-1 | FR
Newark, Calif.




DALLAS CRAWFORD
AA | 5-3 | SR
San Jose, Calif.



ZOE DRAGHI
AA | 5-1 | FR
Long Beach, Calif.




KRISTI HEYMANN
AA | 5-3 | SO
Los Gatos, Calif.



DANA HO
AA | 5-3 | FR
Plano, Texas



JESSICA HOWE
AA | 5-3 | FR
Plano, Texas



MADDIE KRATZKE
AA | 5-4 | JR
Seattle, Wash.



SERENA LEONG
V, BB, FX | 5-0 | SO
San Ramon, Calif.




CHARLIE OWENS
AA | 5-4 | FR
Alta Loma, Calif.



DESIREE PALOMARES
AA | 4-11 | FR
San Dimas, Calif.



CRYSTAL PAZ
V, BB, FX | 5-1 | JR
Fremont, Calif.



EMILY RICHARDSON
AA | 5-1 | FR
Fort Smith, Ark.



AMBER TAKARA
AA | 5-1 | FR
Tacoma, Wash.




JORDAN WIDENER
AA | 5-6 | SO
Snohomish, Wash.



JUSTIN HOWELL
Head Coach
Second Season



LIZ CRANDALL-HOWELL
Assistant Coach
Second Season



JESSA HANSEN
Volunteer Coach
First Season